

1.3 Non-Nebraska, First-Time Freshmen Who Enroll at Nebraska Colleges and Net Migration

Increase the number of non-Nebraska high school graduates who pursue postsecondary education in Nebraska.

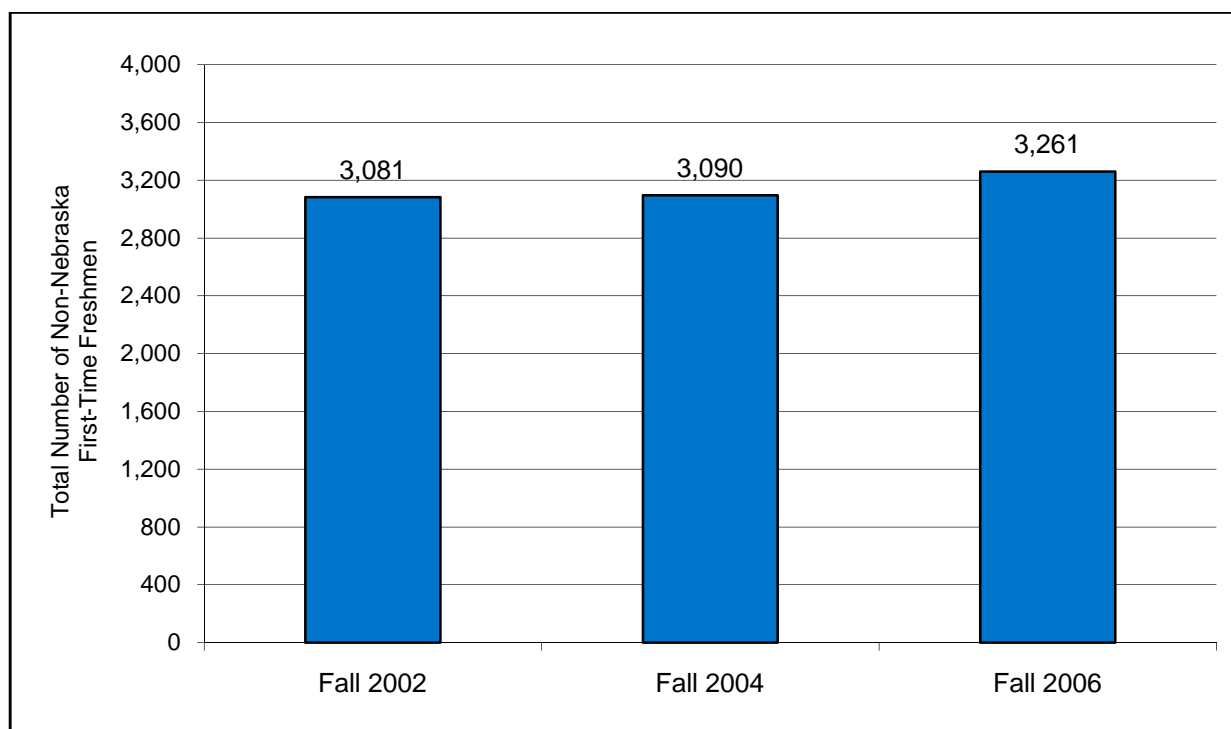
The 2003 LR 174 Higher Education Task Force recommended that Nebraska's colleges and universities should more actively recruit high school graduates from outside the state to increase college enrollments in Nebraska. The data required to monitor the total number of out-of-state and foreign students who enroll as first-time freshmen at Nebraska's postsecondary institutions are collected every two years through the Integrated Postsecondary Education Data System (IPEDS) maintained by the National Center for Education Statistics. The latest available data were collected for fall 2004 and fall 2006 and compared to 2002 baseline statistics in the *2008 Nebraska Higher Education Progress Report*. **The analysis reported in 2008 is repeated in this section of the 2009 report since data collected for fall 2008 will not be available until mid-2009.** Findings based on the fall 2008 data will be included and compared to 2002 baseline data in the *2010 Nebraska Higher Education Progress Report*.

Non-Nebraska, First-Time Freshmen Who Attend Nebraska Colleges and Universities

- As shown in [Figure 1.3.1](#), Nebraska's degree-granting and non-degree-granting colleges attracted 180 or 5.8% more non-Nebraska, first-time freshmen in fall 2006 than in fall 2002.

Figure 1.3.1

Total Number of Non-Nebraska, First-Time Freshmen Enrolled at Nebraska Degree-Granting and Non-Degree-Granting Institutions Fall 2002–Fall 2006¹



¹Data Source: National Center for Education Statistics, fall 2002, 2004 and 2006 IPEDS surveys. Includes full-time and part-time students.

- In 2002, 2004 and 2006, about 98% of all non-Nebraska, first-time freshmen attended degree-granting colleges, while less than 2% were enrolled at non-degree-granting schools. (See Table A6.5 in Appendix 6 for supporting data.)
- Non-Nebraska first-time freshmen who attended non-degree granting schools are excluded from the remainder of this analysis because the residency data reported by the non-degree granting institutions in Nebraska were not as complete or consistent as the data reported by the degree-granting institutions in 2002 or 2004.
- Between 2002 and 2006, degree-granting institutions in Nebraska attracted a higher number of non-Nebraskans who went to college within a year of high school graduation, but a lower number of out-of-state and foreign students who started college more than a year after they graduated from high school.
- As shown in Table 1.3.1, the net enrollment of out-of-state and foreign students at Nebraska degree-granting institutions increased by 203 students or 6.7% between 2002 and 2006.

Table 1.3.1
Non-Nebraska, First-Time Freshmen
Enrolled at Nebraska Degree-Granting Postsecondary Institutions
Classified by Length of Time Since High School Graduation
Fall 2004 and Fall 2006 Compared to Fall 2002¹

Length of Time Since High School Graduation	Number and Percentage of Non-Nebraska First-Time Freshmen Enrolled at Nebraska Degree-Granting Institutions						Change in the Number and Percentage of Students Since Fall 2002	
	Fall 2002		Fall 2004		Fall 2006		n	%
	n	%	n	%	n	%		
Graduated during the 12 Months Prior to College Enrollment	2,281	75.3%	2,424	79.7%	2,783	86.1%	502	22.0%
Graduated More than 12 Months Prior to College Enrollment	749	24.7%	616	20.3%	450	13.9%	-299	-39.9%
Total	3,030	100.0%	3,040	100.0%	3,233	100.0%	203	6.7%

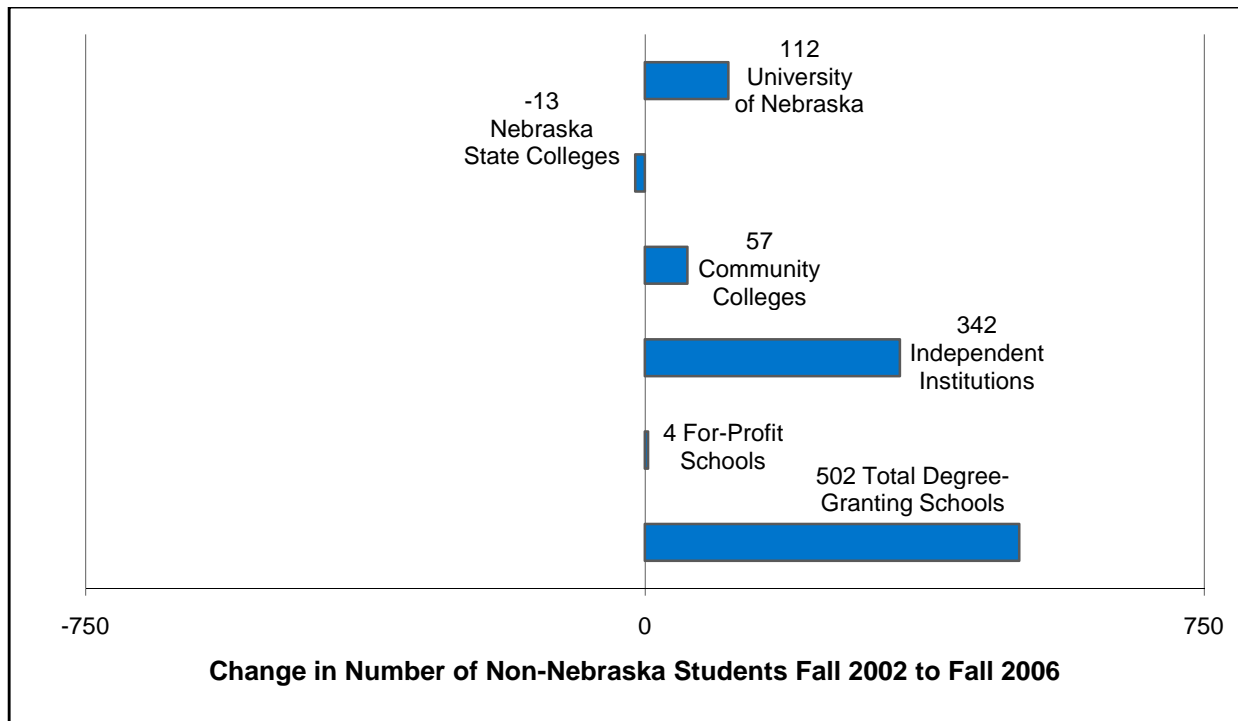
¹Data Source: National Center for Education Statistics, fall 2002, 2004 and 2006 IPEDS surveys. Note: Counts of non-Nebraska students include foreign students, but they do not include students with unknown states of residence or students for whom no residence information was reported to the NCES but who are counted by the NCES as a balance/correction factor so that the residence totals equal enrollment totals. All of the students with unknown states of residence are excluded because there is no way of knowing how many of these students are from Nebraska or from other states or countries, and there also is no way of determining when any of these students graduated from high school.

- In fall 2002, Nebraska degree-granting institutions attracted 2,281 non-Nebraska first-time freshmen who graduated from high school within 12 months of college enrollment, compared to 2,783 non-Nebraskans in 2006, a 22.0% increase of 502 students, as evidenced in Table 1.3.1 above.

- As shown in [Figure 1.3.2](#) below, more than 65% of the net increase of 502 students is attributable to the increased number of non-Nebraskans who attended independent colleges and universities between fall 2002 and fall 2006.
- The University of Nebraska and Nebraska's community colleges also experienced gains in the number of non-Nebraskans that they attracted, but the state colleges attracted fewer non-Nebraskans and the for-profit colleges attracted only a few more out-of-state students in 2006 than in 2002. (See [Table A6.6](#) in [Appendix 6](#) for supporting data. See [Table A6.7](#) in [Appendix 6](#) for more information on the decreased enrollment of non-Nebraskans who enrolled as first-time freshmen at Nebraska colleges more than a year after high school graduation.)

Figure 1.3.2

Changes in the Numbers of Non-Nebraska, First-Time Freshmen Enrolled at Nebraska Degree-Granting Institutions Within 12 Months of Graduation from High School Fall 2006 Compared to Fall 2002¹



¹Data Source: National Center for Education Statistics, fall 2002 and fall 2006 IPEDS surveys. Includes full-time and part-time students. See [Table A6.6](#) in [Appendix 6](#) for supporting data.

- The net increase in the number of out-of-state and foreign students who came to Nebraska as first-time freshmen within 12 months of high school graduation is of interest because this category of students is equivalent to Nebraska-resident, first-time freshmen who start college within a year of graduating from high school. As will be shown in the next section, a comparison of these two groups of students provides an estimate of whether Nebraska is exporting more high school graduates as first-time freshmen than it is attracting from other states and foreign countries.

- Table A6.8, Table A6.9 in and Table A6.10 in Appendix 6 provide detailed listings by institution of the numbers of first-time freshmen with Nebraska, out-of-state, and foreign residencies who were enrolled at degree-granting colleges and universities within 12 months of high school graduation for fall 2002, fall 2004 and fall 2006 respectively. These tables are included to show how the numbers and percentages of Nebraska and non-Nebraska students vary from year to year, and from one institution to another within the state.

Net Migration of Nebraska and Non-Nebraska, First-Time Freshmen

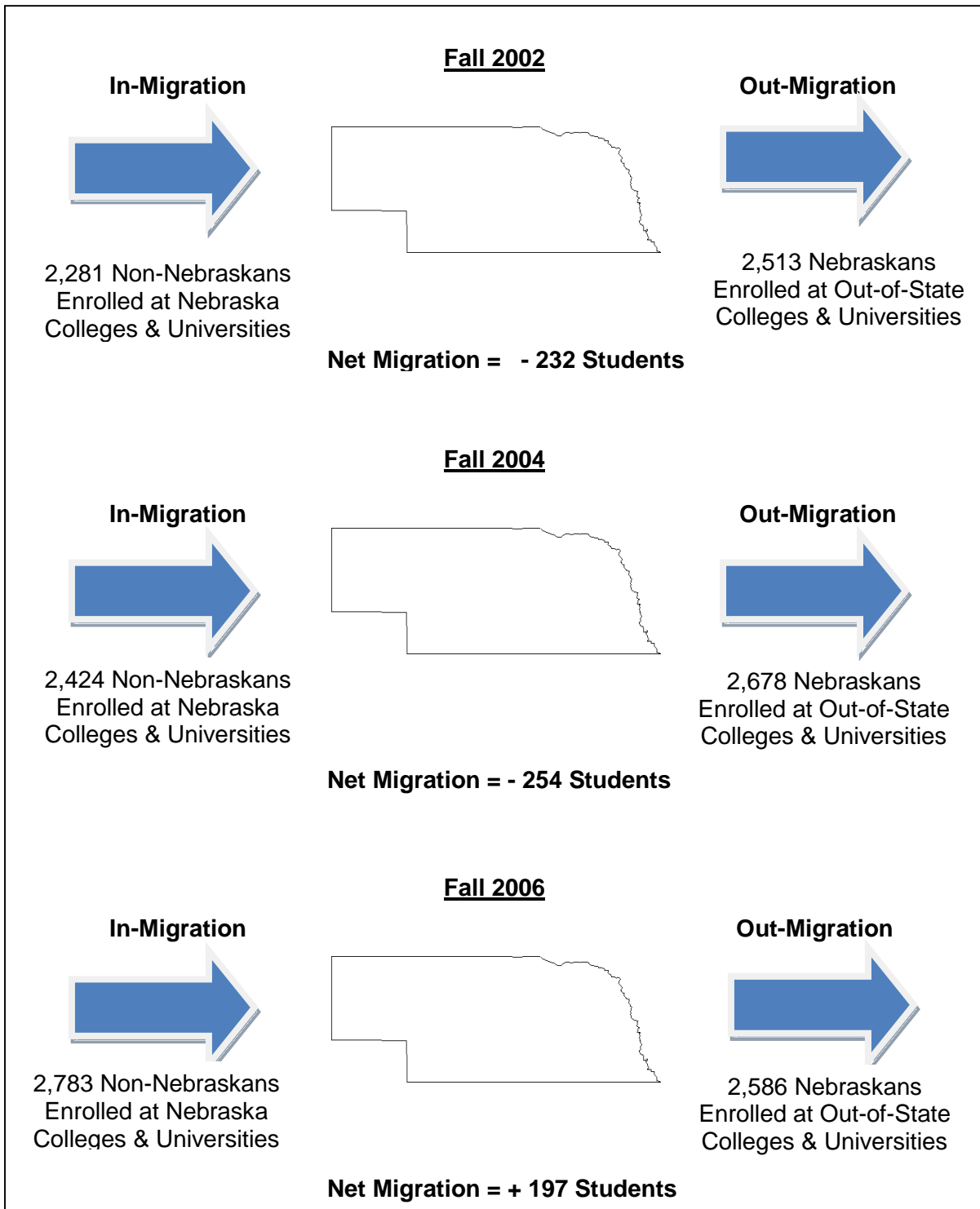
Data summarized in the preceding sections can be used to calculate the net migration of first-time freshmen who attended degree-granting colleges and universities within one year of high school graduation, as illustrated in Figure 1.3.3 on the next page.¹

- In fall 2002 and fall 2004, more first-time freshmen who attended degree-granting schools within a year of graduating from high school left Nebraska to go to college than came to Nebraska to begin their postsecondary education.
- While the difference in net migration between fall 2002 and fall 2004 was only 22 students, this change was in the opposite direction of what is desirable for the state.
- In line with the recommendations of the 2003 LR 174 Higher Education Task Force, more out-of-state and foreign, first-time freshmen who recently graduated from high school were attracted to Nebraska postsecondary institutions in fall 2004 than in fall 2002. However, contrary to the task force's recommendations, an even higher number of Nebraska-resident, first-time freshmen went out of state to attend college within a year of graduating from high school, resulting in a greater negative net migration in 2004 than in 2002.
- In fall 2006, however, more first-time freshmen came to Nebraska to attend degree-granting colleges within 12 months of high school graduation than left Nebraska to go to school out of state, resulting in a positive net migration of 197 students in fall 2006.
- See the *Fall 2006 Nebraska Report on the Residence and Migration of First-Time Freshmen* for a more detailed analysis of net migration. This report is available on the Commission Web site, www.ccpe.state.ne.us.

¹ The net migration numbers reported in this section are the best possible estimates, given the data available from the National Center for Education Statistics, Integrated Postsecondary Education Data System (IPEDS). However, the estimated net migration of Nebraska-resident students and non-Nebraskans for fall 2002 and fall 2004 may be slightly underestimated or overestimated due to the fact that not all degree-granting institutions consistently report their numbers of first-time freshmen who graduated from high school within 12 months of college enrollment by state or country of residency. Bellevue University, Concordia University, and The Creative Center did not submit this information to the NCES in 2002, but they submitted residency information in 2004. Conversely, in 2004, Nebraska Indian Community College, Nebraska Methodist College, Union College, and Vatterott College (Deerfield Campus) did not submit residency information about their freshmen who had enrolled within 12 months of high school graduation, even though they had submitted this type of information in 2002. Vatterott College also did not submit residency data in 2006. In 2006, Clarkson College did not provide residency data to the NCES, but the college did submit data in 2002 and 2004. Since there may be similar reporting errors in other states where Nebraska first-time freshmen attended colleges in fall 2002, 2004 or 2006, there is no way of knowing how Nebraska's net migration numbers should be adjusted to compensate for such errors.

Figure 1.3.3

**Net Migration of First-Time Freshmen Who Attended Degree-Granting Postsecondary Institutions in Nebraska Within 12 Months of High School Graduation
Fall 2002–Fall 2006¹**



¹Data Source: National Center for Education Statistics, fall 2002, 2004 and 2006 IPEDS surveys. Counts include full-time and part-time students. Counts of non-Nebraskans include foreign students. Counts do not include students with reported unknown states of residence and students for whom no residence information was reported. See [Table A6.11](#) in [Appendix 6](#) for supporting data.

