

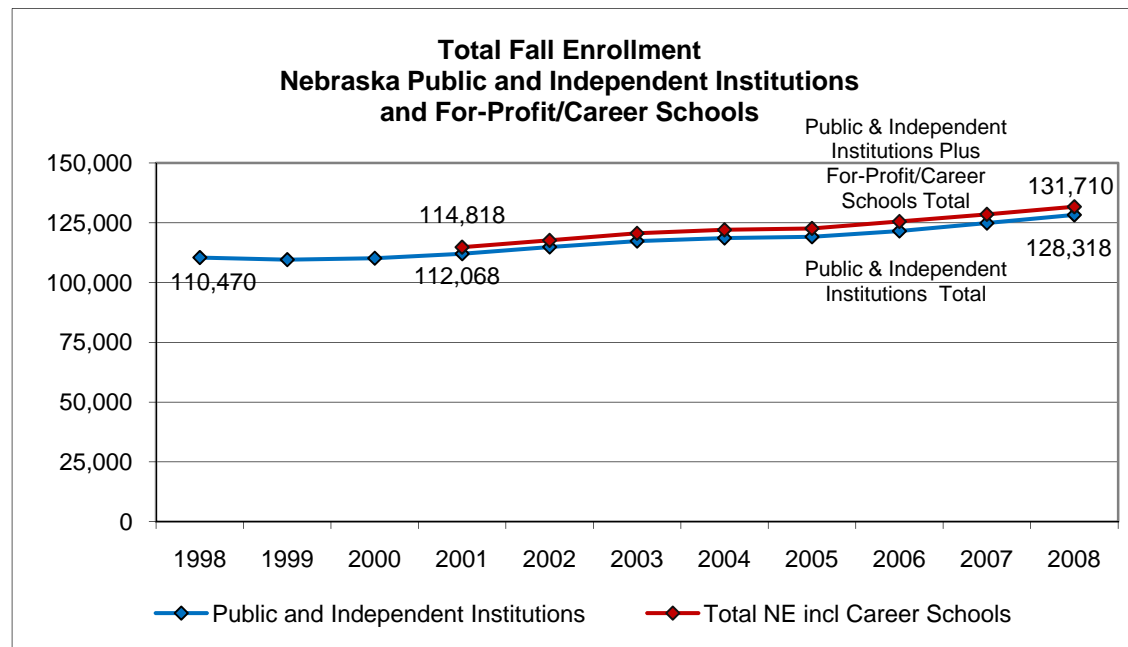
Section A.1 Total Fall Enrollment and Total Fall Enrollment by Sector

Notes

- (1) **Ten-year trends** are shown for Nebraska's public and independent colleges and universities. Comparable data for for-profit/career schools in Nebraska are available only for the most recent eight years. Given the available data, **seven-year trends** are shown for Nebraska state totals, including the for-profit/career schools. A few for-profit/career schools are not included in this analysis because they are not required to report any school statistics to the Integrated Postsecondary Education Data System (IPEDS) maintained by the National Center for Education in the U.S. Department of Education.
- (2) Reported enrollments **do not include** students who were enrolled in the physician assistant military and distance education programs at the University of Nebraska Medical Center (UNMC). Since 1998-1999, UNMC has conferred 500 to 600 bachelor's and master's degrees each year to graduates of the physician assistant military and distance education programs. These programs serve all branches of the military and most graduates are not residents of Nebraska.

TOTAL FALL ENROLLMENT: 1998-2008

- Different rates of growth occurred in the total fall enrollment at Nebraska's public and independent colleges and universities over the ten-year period between 1998 and 2008.
 - Total fall enrollment decreased slightly and then increased from 110,470 in 1998 to 112,068 in 2001, or a total of 1.4% over the three-year period.
 - In comparison, total fall enrollment grew by 14.5%, or by an average of 2.1% per year, between 2001 and 2008 when enrollment increased from 112,068 to 128,318.
- Including for-profit/career schools¹, statewide fall enrollment increased 14.7% from 114,818 in 2001 to 131,710 in 2008. Between fall 2007 and fall 2008, statewide enrollment increased 2.5%.



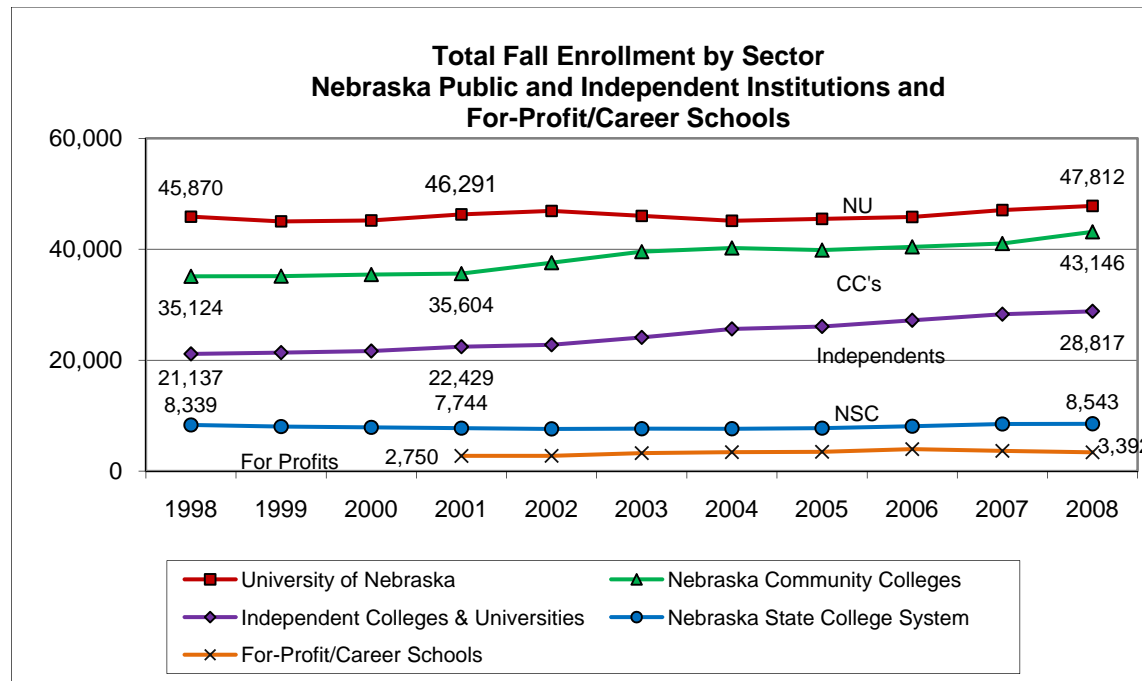
¹All institutions in the for-profit/career schools sector are operated for profit except for three schools of radiologic technology, which are operated by not-for profit hospitals or medical centers. See the list of reporting schools in the for-profit/career school sector, which is at the beginning of this report.

Ten-year trend headcount data by sector and institution, part-time/full-time classification and level are available in the spreadsheet titled **Enrollment by Sector-Level-FT-PT** in the **downloadable Excel workbook for Section A: Enrollment**.

TOTAL FALL ENROLLMENT by SECTOR: 1998-2008

- The sectors constituting Nebraska's higher education system experienced the following percentage changes in total fall enrollment over the ten-year period between 1998 and 2008:

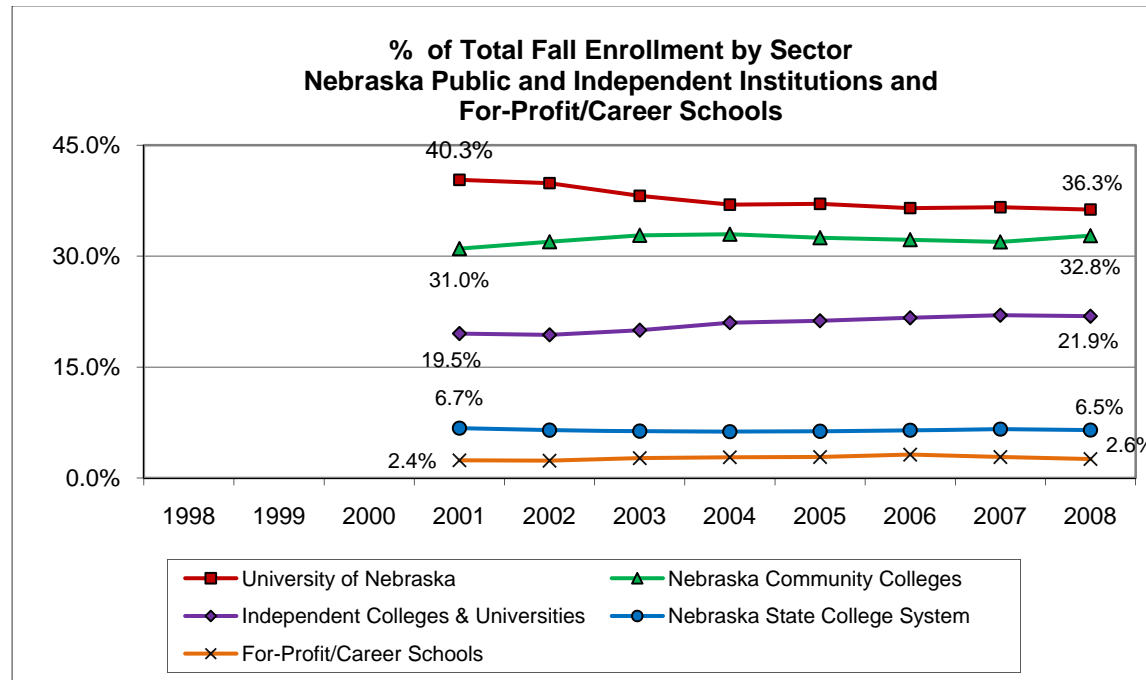
| | 10-Year 1998-2008 | 7-Year 2001-2008 | 1-Year 2007-2008 |
|--|----------------------|---------------------|---------------------|
| University of Nebraska | 4.2% | 3.3% | 1.6% |
| Nebraska State College System | 2.4% | 10.3% | 0.6% |
| Nebraska Community Colleges | 22.8% | 21.2% | 5.1% |
| Nebraska Independent Colleges & Universities | 36.3% | 28.5% | 1.8% |
| For-Profit/Career Schools in Nebraska | Data Not Available | 23.3% | - 7.1% |



Ten-year trend headcount data by sector and institution, part-time/full-time classification, and level are available in the spreadsheet titled **Enrollment by Sector-Level-FT-PT** in the **downloadable Excel workbook for Section A: Enrollment**.

SECTOR FALL ENROLLMENT as a Percentage of TOTAL FALL ENROLLMENT: 2001-2008

- As a result of the enrollment changes that occurred between fall 2001 and fall 2008, the enrollments of Nebraska's community colleges, independent institutions, and for-profit/career schools accounted for slightly higher percentages of total headcount enrollment in 2008 than in 2001. During this period, the Nebraska State College System and the University of Nebraska enrolled smaller percentages in 2008 than in 2001.



Ten-year trend headcount data by sector and institution, part-time/full-time classification, and level are available in the spreadsheet titled **Enrollment by Sector-Level-FT-PT** in the **downloadable Excel workbook for Section A: Enrollment**.