

Section B.1

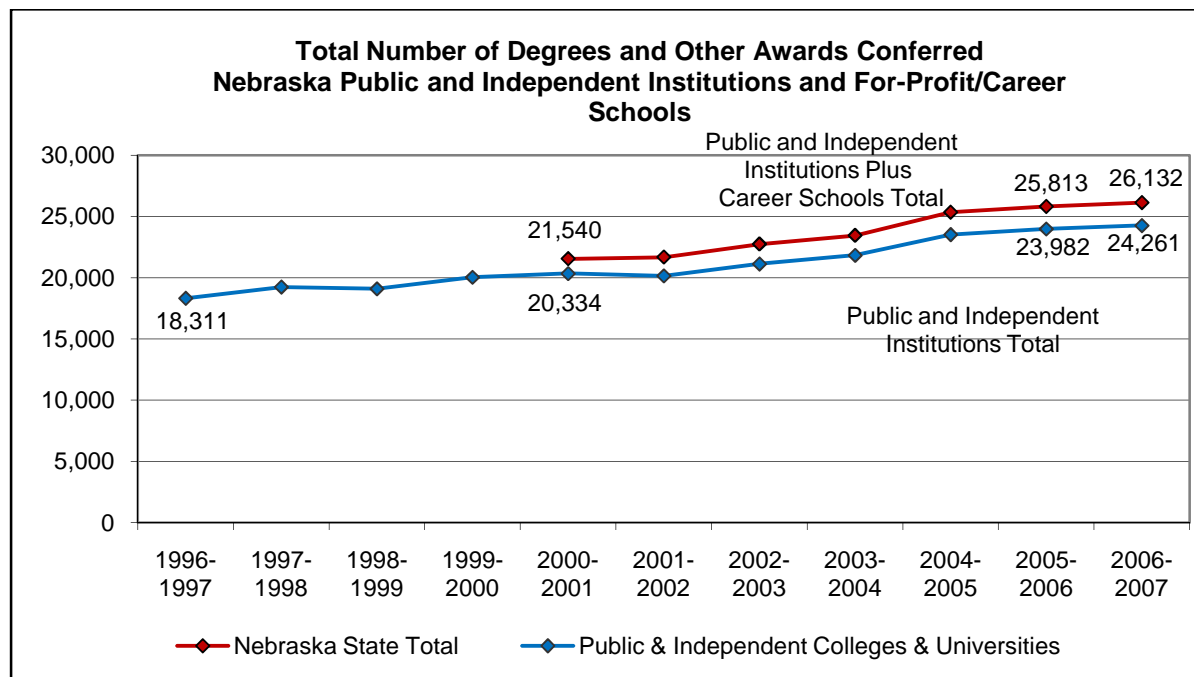
Total Degrees and Other Awards by Sector and by Institution

Notes

- (1) Ten-year trends are shown for Nebraska's public and independent colleges and universities. Comparable data for for-profit/ career schools in Nebraska are available only for the most recent seven years. A few for-profit/ career schools are not included in this analysis because they are not required to report any school statistics to the Integrated Postsecondary Education Data System (IPEDS) maintained by the National Center for Education in the U.S. Department of Education.
- (2) The numbers of degrees reported since 1998-1999 include 500 to 600 bachelor's and master's degrees conferred each year by the University of Nebraska Medical Center (UNMC) to graduates of the physician assistant military and distance education programs. These programs serve all branches of the military and most graduates are not residents of Nebraska. For technical reasons, these students are not included in the UNMC enrollments reported in Section A of the *Factual Look at Higher Education in Nebraska*.

TOTAL DEGREES AND OTHER AWARDS CONFERRED: 1997-2007

- Nebraska's public and independent colleges and universities conferred a total of 24,261 degrees, diplomas and certificates during the one-year period from July 1, 2006 to June 30, 2007, an increase of 279 awards, or 1.2% more than one year earlier.
- Over the 10-year period from 1996-97 to 2006-07, the total number of degrees and awards conferred by Nebraska's public and independent institutions increased 32.5%. The 1.2% increase in 2006-07 was the eighth consecutive increase in the number of awards conferred since 1998-99 when the number of awards decreased three-quarters of a percent.
- Each year, between 2000-01 and 2006-07, for-profit/career schools¹ in Nebraska conferred 1,206 to 1,831 degrees, diplomas and certificates, increasing the total number of awards from public, independent and for-profit institutions to 21,540 in 2000-01 and 26,132 in 2006-07. Including the for-profit/career schools, the number of degrees, diplomas and certificates awarded by Nebraska institutions increased 21.3% from 2000-01 to 2006-07. Between 2005-06 and 2006-07, the number of awards increased by 319 or 1.2%.



¹See page B.1.9 for a listing of the for-profit/career schools.

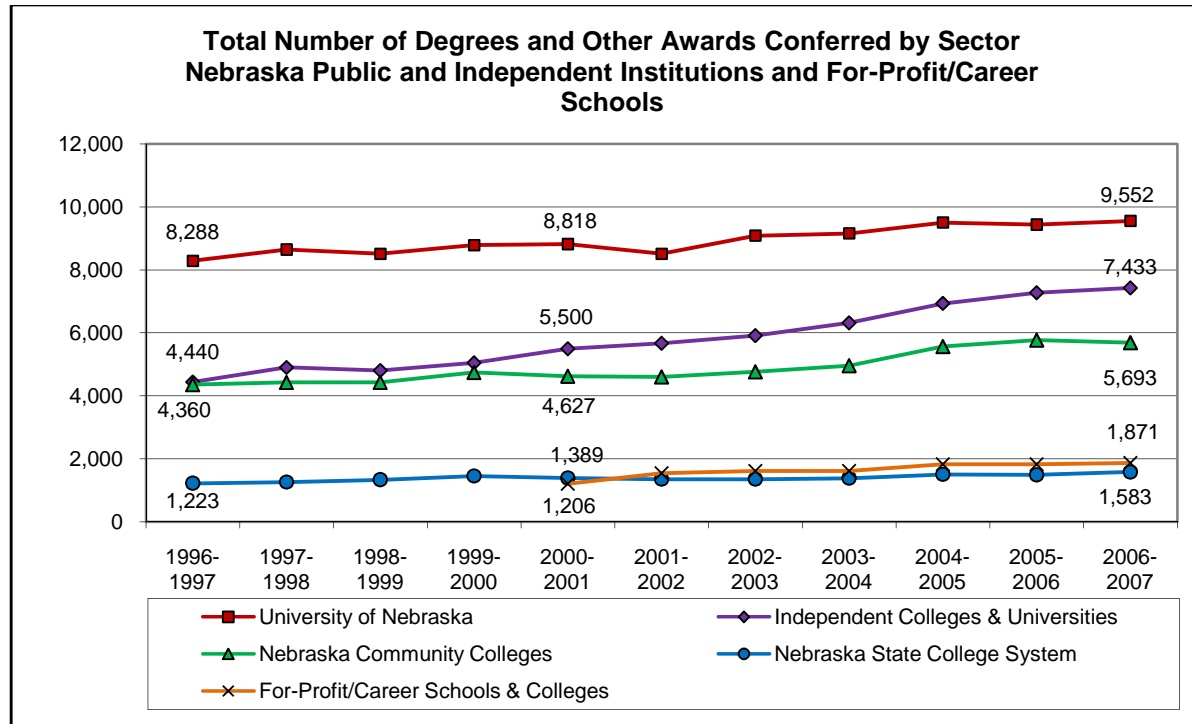
Detailed data reporting the number of degrees conferred by institution, by sector, by level, by race and by gender for 1996-97 through 2006-07 are available in the spreadsheet titled **Total Degrees and Awards** in the **downloadable Excel workbook for Section B: Degrees**.

TOTAL DEGREES AND OTHER AWARDS CONFERRED by SECTOR: 1997-2007

- Between 1996-97 and 2006-07, the number of degrees and other awards conferred by the public, independent and for-profit sectors of higher education in Nebraska increased or decreased as follows:

	1997-2001 <u>10-Year Increase</u>	2001-2007 <u>6-Year Increase¹</u>	2006-07 <u>1-Year Increase</u>
University of Nebraska	15.3%	8.3%	1.2%
Nebraska State College System	29.4%	14.0%	6.3%
Nebraska community colleges	30.6%	23.0%	- 1.4%
Independent colleges and universities	67.4%	35.1%	2.1%
For-profit/career schools	Insufficient data	19.3%	1.2%

¹2000-01 is used as a baseline because it was the first year that comparable data were available for the for-profit/career schools.

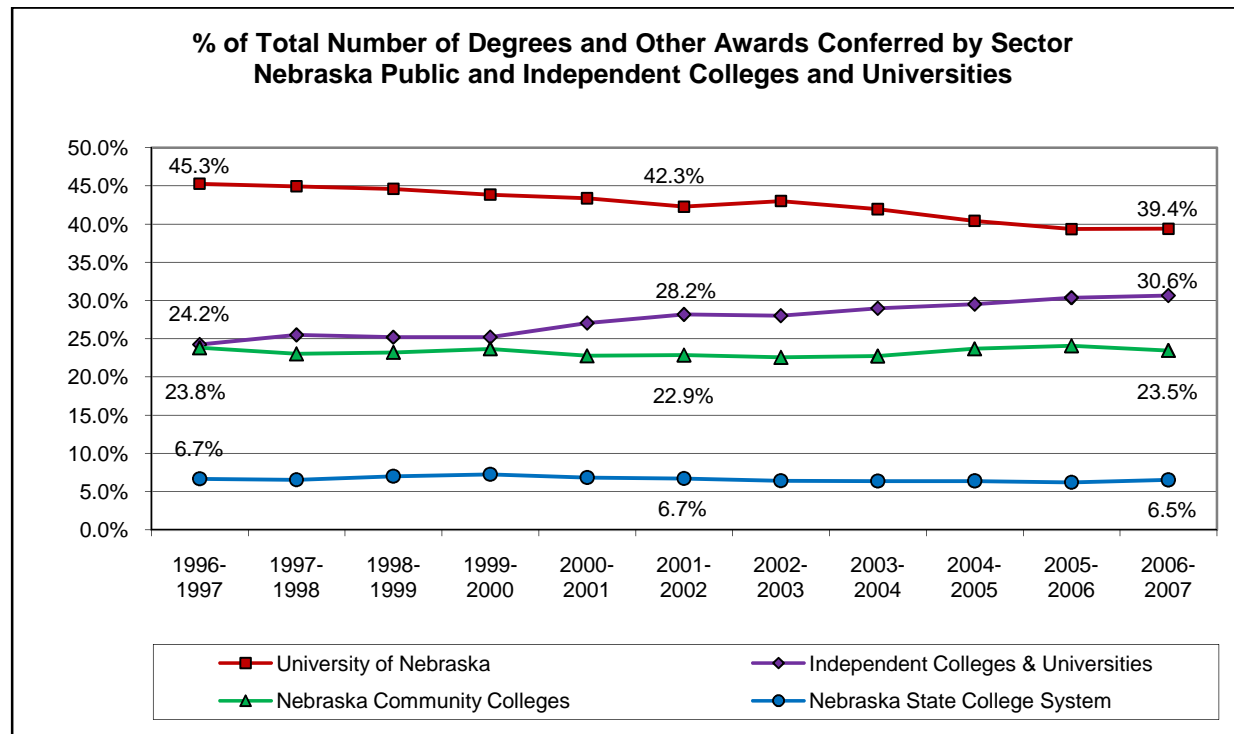


Detailed data reporting the number of degrees conferred by institution, by sector, by level, by race and by gender for 1996-97 through 2006-07 are available in the spreadsheet titled **Total Degrees and Awards** in the **downloadable Excel workbook for Section B: Degrees**.

Percentage of TOTAL DEGREES AND OTHER AWARDS CONFERRED by SECTOR: 1997-2007

10-Year Trends for Public and Independent Colleges and Universities

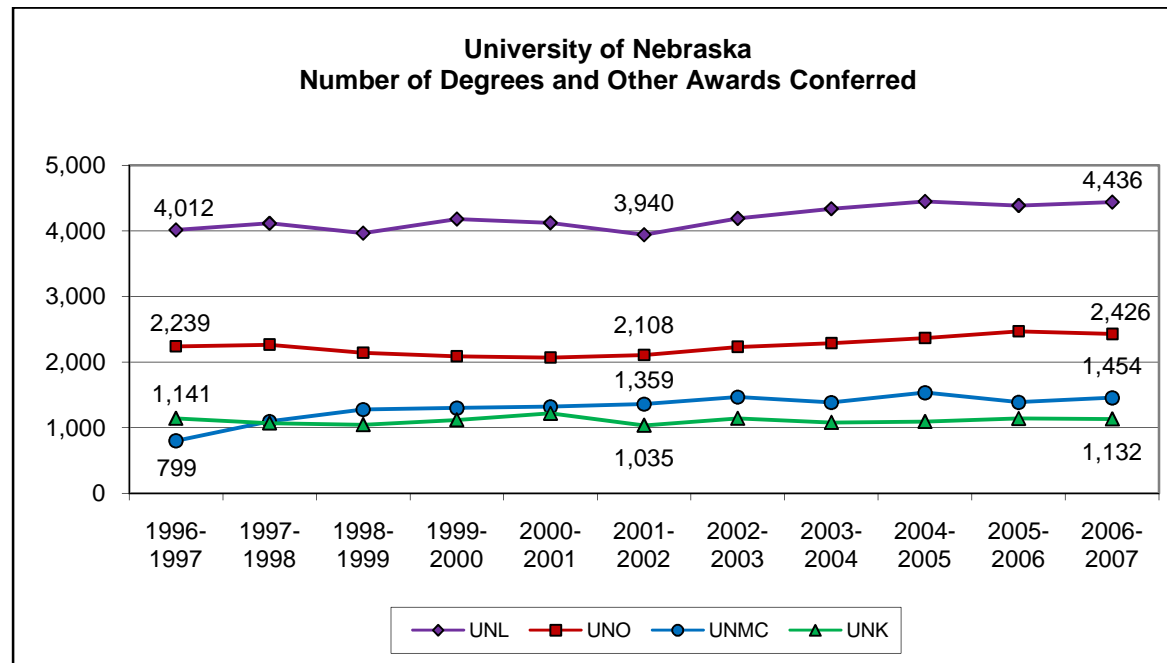
- As a result of the significant increase in the total number of degrees and other awards conferred within the independent sector, the public sectors conferred the same or lower percentages of the total number of degrees, diplomas and certificates awarded in 2006-07 than in 1996-97.
- Throughout the 10-year period, the University of Nebraska continued to award the highest number and percentage of degrees conferred in the state, but the university's percentage of all degrees conferred in the public and independent sectors decreased from 45.3% to 39.4%. Over the period, the percentage of degrees awarded by the Nebraska State College System and the community colleges remained about the same, while the percentage conferred by independent institutions increased significantly from 24.2% to 30.6%.



Detailed data reporting the number of degrees conferred by institution, by sector, by level, by race and by gender for 1996-97 through 2006-07 are available in the spreadsheet titled **Total Degrees and Awards** in the **downloadable Excel workbook for Section B: Degrees**.

TOTAL DEGREES AND OTHER AWARDS CONFERRED BY THE UNIVERSITY OF NEBRASKA: 1997-2007

- Throughout the 10-year period from 1996-97 to 2006-07, the University of Nebraska-Lincoln (UNL) conferred the highest number of degrees in the state. The University of Nebraska at Omaha (UNO) awarded the second-highest number of degrees until 2006-07, when Bellevue University in the independent sector conferred a slightly higher number of academic awards.
- The institution within the University of Nebraska system that had the highest growth rate in the number of degrees conferred between 2001-02 and 2006-07 was the University of Nebraska at Omaha (UNO). Between 2001-02 and 2006-07, the number of degrees awarded by UNO increased 15.1%. During this 5-year period, the number of degrees conferred by the University of Nebraska-Lincoln (UNL) increased 12.6%, while the number awarded by the University Nebraska at Kearney (UNK) and the University of Nebraska Medical Center (UNMC) increased 9.4% and 7.0%, respectively.
(*UNK joined the University of Nebraska system on July 1, 1999.*)

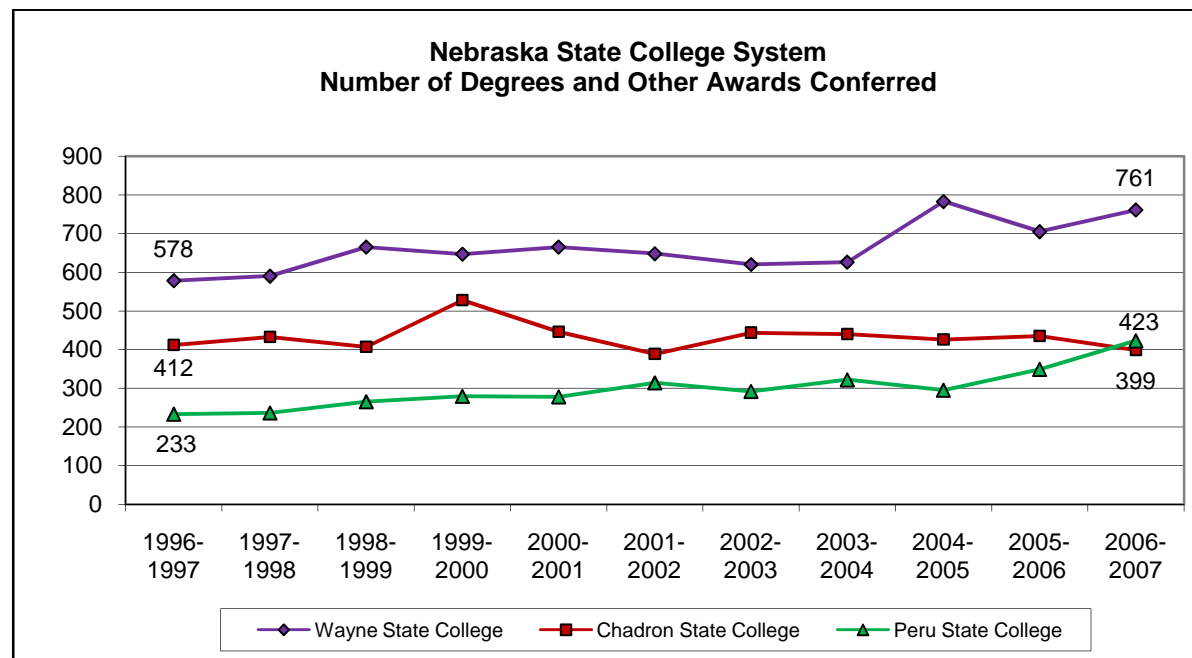


Note: The number of awards conferred by the Nebraska College of Technical Agriculture was 97 in 1996-97 and 104 in 2006-07.

Detailed data reporting the number of degrees conferred by institution, by sector, by level, by race and by gender for 1996-97 through 2006-07 are available in the spreadsheet titled **Total Degrees and Awards** in the **downloadable Excel workbook for Section B: Degrees**.

TOTAL DEGREES AND OTHER AWARDS CONFERRED BY NEBRASKA STATE COLLEGE SYSTEM: 1997-2007

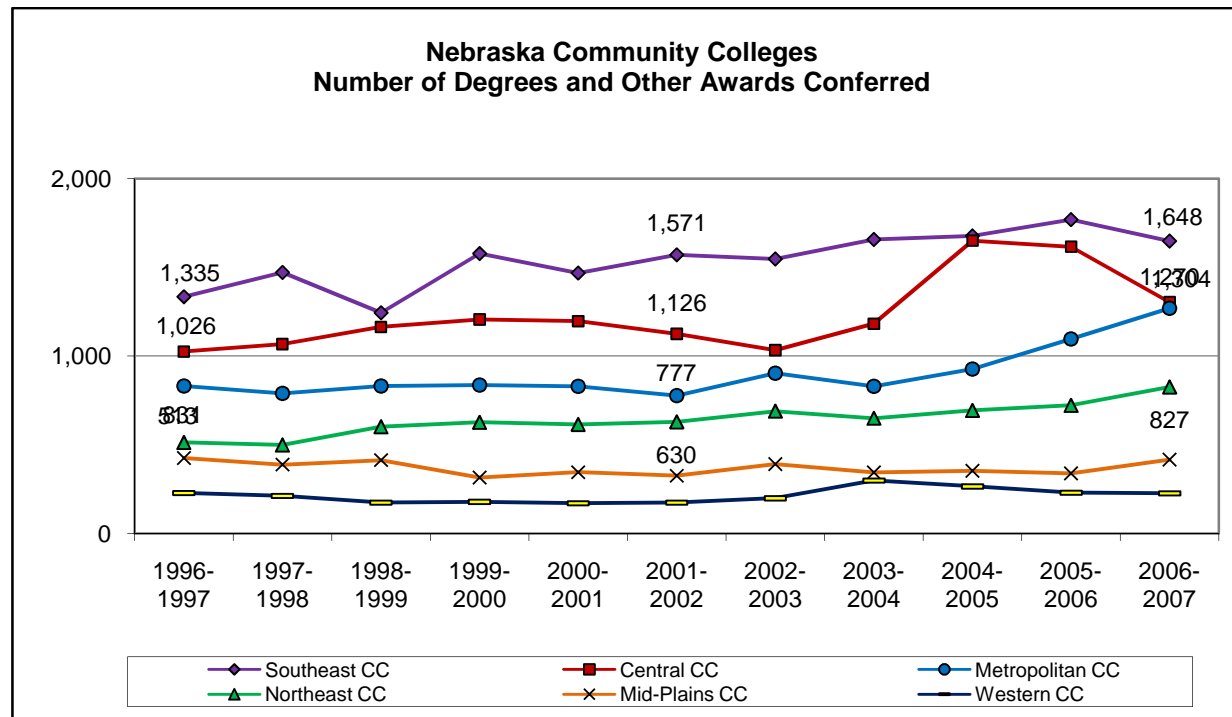
- Wayne State College awarded the highest number of degrees within the Nebraska State College System between 1996-97 and 2006-07, and the college experienced a 31.7% increase in the number of degrees conferred during the 10-year period. The significant increase in the number of degrees awarded by Wayne State College that occurred in 2004-05 was due primarily to offering courses in education at outreach sites, including Blair and South Sioux City, and the subsequent increase in the number of master's degrees awarded to teachers.
- The number of degrees awarded by Chadron State College decreased 3.2% from 1996-97 to 2006-07. The surge in the number of degrees awarded in 1999-2000 was due primarily to a backlog of students graduating that year, rather than a year or two earlier.
- Peru State College had the highest growth rate among the state colleges in terms of the number of degrees awarded. Between 1996-97 and 2006-07, the number of degrees conferred by Peru State College increased from 233 to 423 or 81.5%, primarily as a result of expanding online course offerings and increasing graduate enrollment.



Detailed data reporting the number of degrees conferred by institution, by sector, by level, by race and by gender for 1996-97 through 2006-07 are available in the spreadsheet titled **Total Degrees and Awards** in the **downloadable Excel workbook for Section B: Degrees**.

TOTAL DEGREES AND OTHER AWARDS CONFERRED BY NEBRASKA COMMUNITY COLLEGES: 1997-2007

- The number of degrees and other awards conferred by four of Nebraska's community colleges—Southeast, Central, Metropolitan and Northeast—increased significantly from 1996-97 to 2006-07. In comparison, the number of awards conferred by Mid-Plains and Western Nebraska Community College decreased slightly.
- Southeast Community College awarded the third highest number of degrees and other awards conferred by postsecondary institutions in Nebraska until 2002-03, when Bellevue University in the independent sector started to award more degrees than Southeast.
- Between 2003-04 and 2006-07, there was a significant three-year increase of 53% in the number of degrees and other awards conferred by Metropolitan Community College. The highest single one-year increase in the number of degrees conferred was evidenced at Central Community College, where the number of degrees and other awards increased 40% in 2004-05. According to the college, this surge was primarily the result of a follow-up campaign that encouraged students to complete their degree programs and/or apply for awards for which they were qualified.



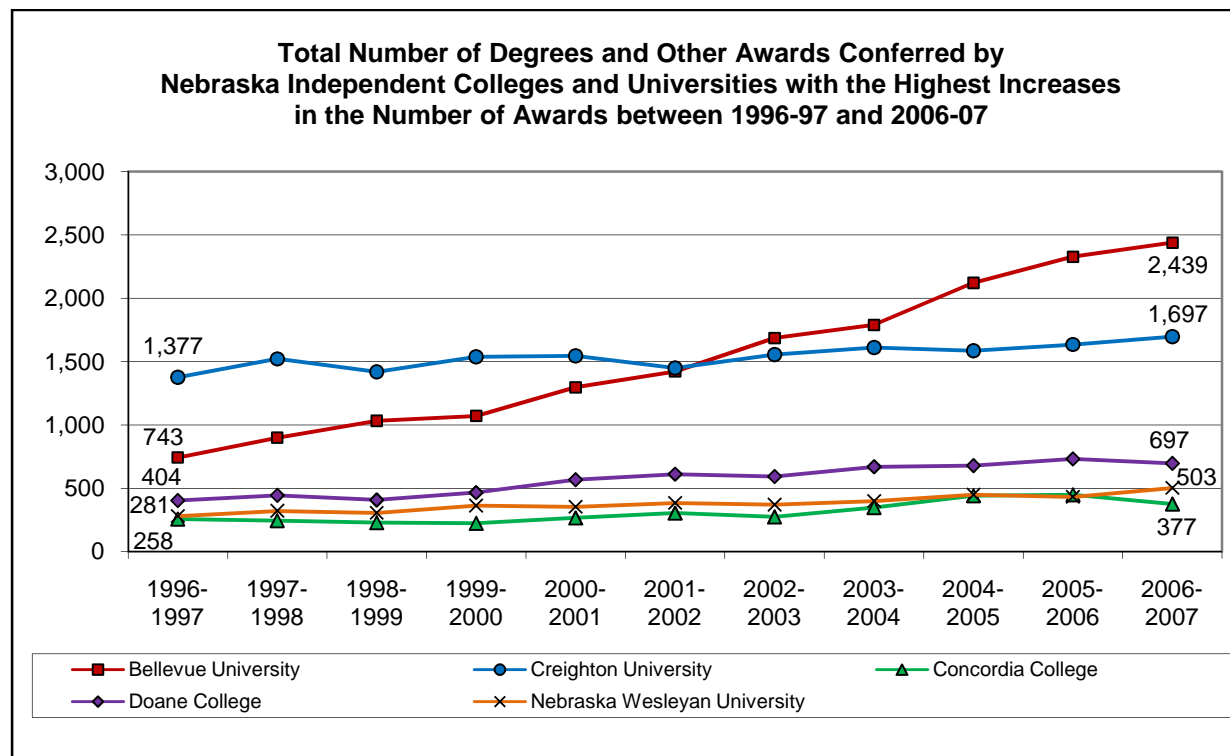
10-Year Percentage Increase or Decrease:

Southeast CC	23.4%
Central CC	27.1%
Metropolitan CC	52.8%
Northeast CC	61.2%
Mid-Plains CC	- 2.1%
NE Western CC	- 0.9%

Detailed data reporting the number of degrees conferred by institution, by sector, by level, by race and by gender for 1996-97 through 2006-07 are available in the spreadsheet titled **Total Degrees and Awards** in the **downloadable Excel workbook for Section B: Degrees**.

INDEPENDENT INSTITUTIONS with the Highest Increases in the Number of Degrees Awarded: 1997-2007

- Institutions in the independent sector conferred 2,993 more degrees and other awards in 2006-07 than in 1996-97, an increase of 67.4% over the 10-year period. (Refer to page B.1.3 for the sector's 10-year trend.)
- Bellevue University alone accounted for almost 57% of the sector increase. In 2006-07, Bellevue University awarded 1,696 more degrees than the institution conferred in 1996-97.
- Four other colleges and universities accounted for another 32% of the increased number of degrees conferred within the independent sector between 1996-97 and 2006-07: Concordia College, Creighton University, Doane College and Nebraska Wesleyan University.



Detailed data reporting the number of degrees conferred by institution, by sector, by level, by race and by gender for 1996-97 through 2006-07 are available in the spreadsheet titled **Total Degrees and Awards** in the **downloadable Excel workbook for Section B: Degrees**.

TOTAL DEGREES AND OTHER AWARDS CONFERRED BY FOR-PROFIT/CAREER SCHOOLS: 2001-2007

- The following table summarizes the total number of degrees, diplomas and certificates awarded by for-profit/career schools in Nebraska from 2000-01 through 2006-07.

	2000-01	2001-02	2002-03	2003-04	2004-05	2005-06	2006-07
Degree-Granting For-Profit/Career Schools							
Hamilton College-Lincoln Campus (now Kaplan University)	150	174	171	110	170	208	271
Hamilton College-Omaha Campus (now Kaplan University)	189	169	201	244	279	359	349
ITT Technical Institute	104	107	114	119	110	104	124
Myotherapy Institute				68	58	45	43
The Creative Center	41	69	70	65	40	45	44
Universal College of Healing Arts						37	38
University of Phoenix-Omaha Campus							4
Vatterott College	131	476	350	172	172	99	0
Vatterott College-Spring Valley Campus	70	138	133	182	215	183	291
Total Degree-Granting For-Profit/Career Schools	685	1,133	1,039	960	1,044	1,080	1,164
Non-Degree-Granting For-Profit/Career Schools							
Alegent Health School of Radiologic Technology	6	9	9	14	13	14	14
Capitol School of Hairstyling West	64	57	86	99	155	93	113
College of Hair Design	74	83	100	107	98	92	110
Fullen School of Hair Design				12	17	14	12
Josephs College of Beauty-Lincoln	117	146	132	145	183	194	143
La'James International College	59	11	81	83	73	119	51
Mary Lanning Memorial Hospital School of Radiologic Technology	0	7	7	6	6	7	9
Omaha School of Massage Therapy	116	0	53	55	90	85	86
Regional West Medical Center School of Radiologic Technology	4		4	5	5	5	6
Xenon International School of Hair Design II Inc	81	95	106	129	147	128	163
Total Non-Degree-Granting For-Profit/Career Schools	521	408	578	655	787	751	707
Total For-Profit/Career Schools and Colleges	1,206	1,541	1,617	1,615	1,831	1,831	1,871

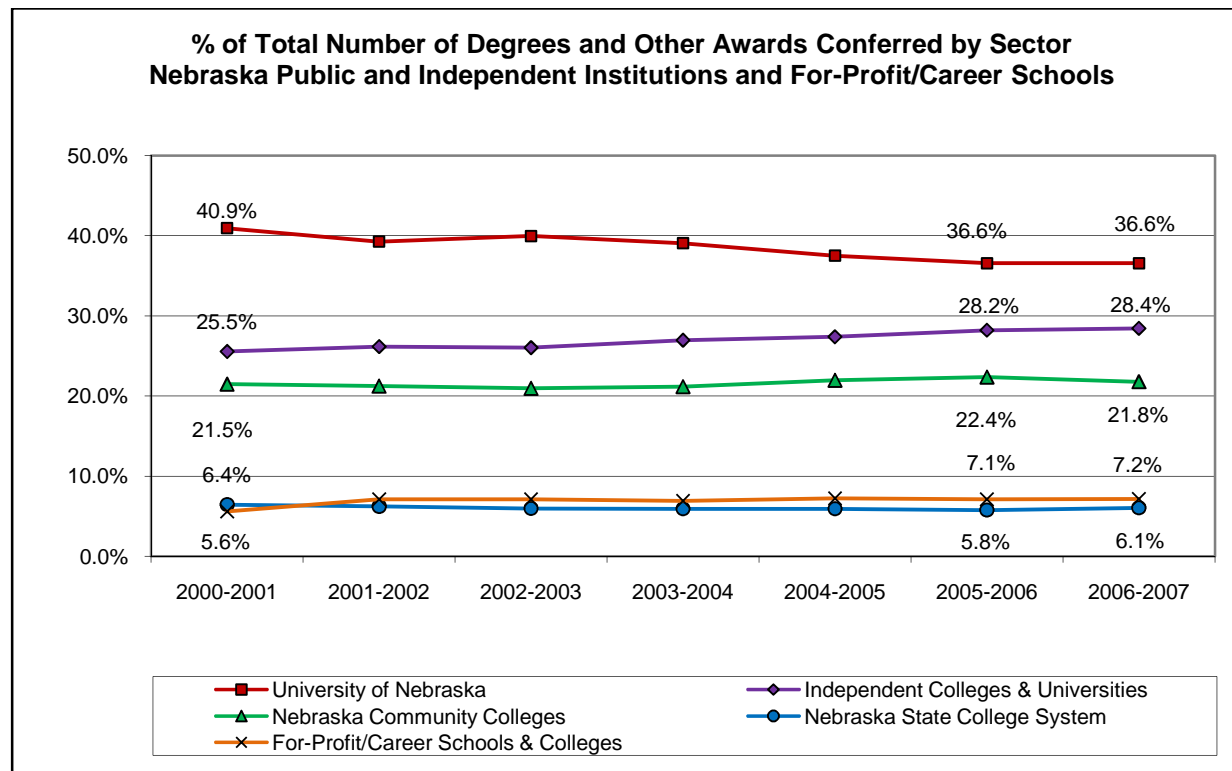
¹All of the for-profit/career schools in Nebraska are operated for profit except for the three schools of radiologic technology.

Note: The significantly higher number of degrees and other awards conferred by Vatterott College in 2001-02 and 2002-03 was due primarily to Vatterott offering students from the failed Omaha College of Health Careers opportunities to complete programs at Vattercott College. Detailed data reporting the number of degrees conferred by institution, by sector, by level, by race and by gender for 1996-97 through 2006-07 are available in the spreadsheet titled **Total Degrees and Awards** in the **downloadable Excel workbook for Section B: Degrees**.

Percentage of TOTAL DEGREES AND OTHER AWARDS CONFERRED by SECTOR: 2002-2007

Six-Year Trends for Nebraska Postsecondary Institutions Including For-Profit/Career Schools

- The following chart shows the six-year trends in the percentages of degrees and other awards conferred by Nebraska's postsecondary institutions when for-profit/career schools are included in an analysis by sector.¹
- Between 2000-01 and 2006-07, the University of Nebraska accounted for a decreasing percentage of all of the degrees conferred in the state, while the state's independent institutions, community colleges, for-profit/career schools and the state colleges accounted for about the same or increasing percentages of the awards conferred.



¹A few for-profit/career schools are not included in this analysis because they are not required to report any school statistics to the Integrated Postsecondary Education Data System (IPEDS) maintained by the National Center for Education in the U.S. Department of Education.

Detailed data reporting the number of degrees conferred by institution, by sector, by level, by race and by gender for 1996-97 through 2006-07 are available in the spreadsheet titled **Total Degrees and Awards** in the **downloadable Excel workbook for Section B: Degrees**.