

Section A.1

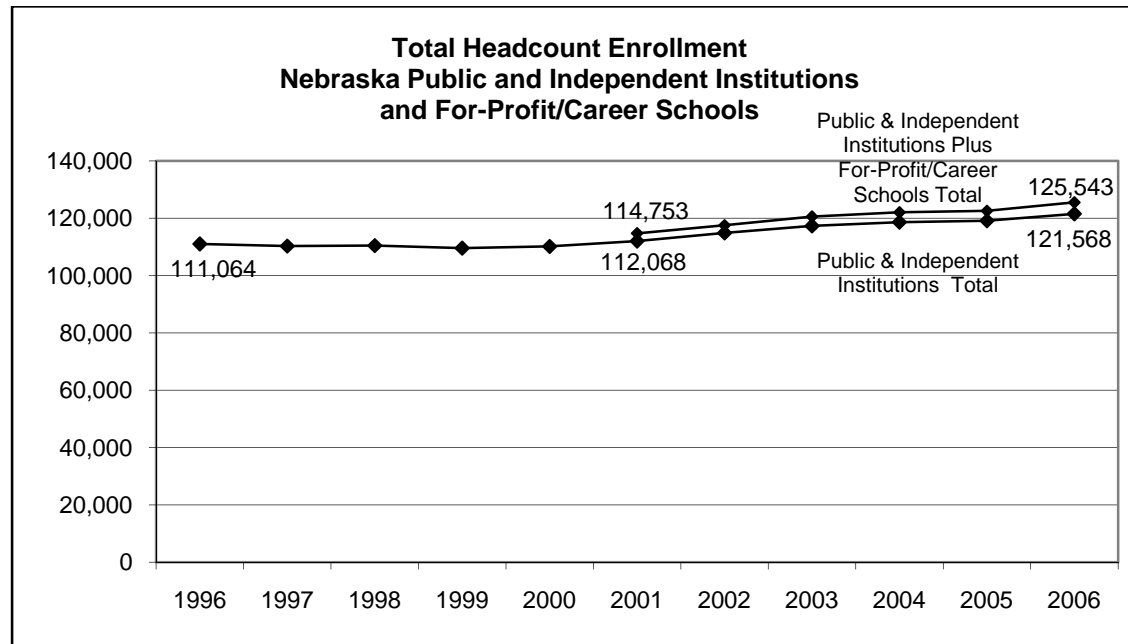
Total Statewide Enrollment and Total Headcount by Sector

Note: Ten-year trends are shown for Nebraska's public and independent colleges and universities. Comparable data for for-profit/career schools in Nebraska are available only for the most recent six years. Given the available data, five-year trends are shown for Nebraska state totals, including the for-profit/career schools.

A few for-profit/career schools are not included in this analysis because they are not required to report any school statistics to the Integrated Postsecondary Education Data System (IPEDS) maintained by the National Center for Education in the U.S. Department of Education.

TOTAL HEADCOUNT ENROLLMENT: 1996-2006

- Different rates of growth occurred in the total headcount enrollment at Nebraska's public and independent colleges and universities during the two, five-year periods between fall 1996 and fall 2006:
 - Total headcount enrollment increased by 0.9% between fall 1996 and fall 2001 when enrollment increased from 111,064 to 112,068.
 - In comparison, total headcount enrollment increased by 8.5% between fall 2001 and fall 2006 when enrollment increased from 112,068 to 121,568.
- Including for-profit/career schools¹, statewide total headcount enrollment increased by 9.4% from 114,753 in fall 2001 to 125,543 in fall 2006.



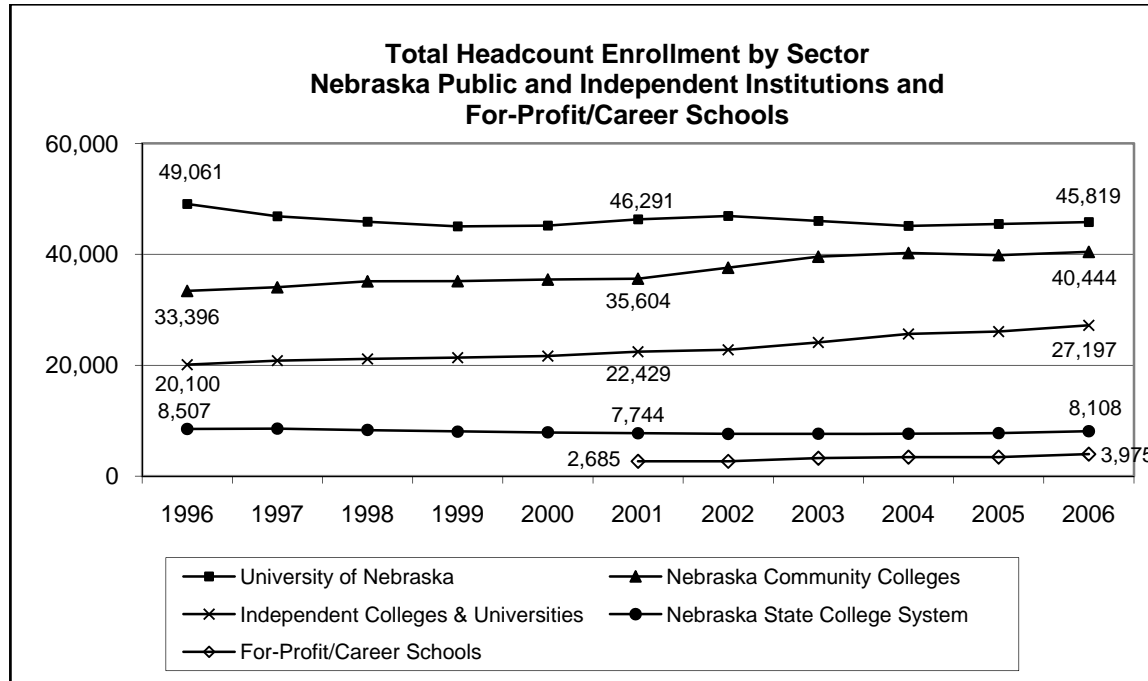
¹All institutions in the for-profit/career schools sector are operated for profit except for three schools of radiologic technology, which are operated by not-for profit hospitals or medical centers. See page A.1.5 for a listing of the schools in the for-profit/career school sector.

Ten-year trend headcount data by sector and institution, part-time/full-time classification and level are available in the spreadsheet titled **Enrollment by Sector-Level-FT-PT** in the **downloadable Excel workbook for Section A: Enrollment**.

TOTAL HEADCOUNT ENROLLMENT by SECTOR: 1996-2006

- The sectors constituting Nebraska's higher education system experienced the following percentage changes in total headcount enrollment over the two, five-year periods between fall 1996 and fall 2006:

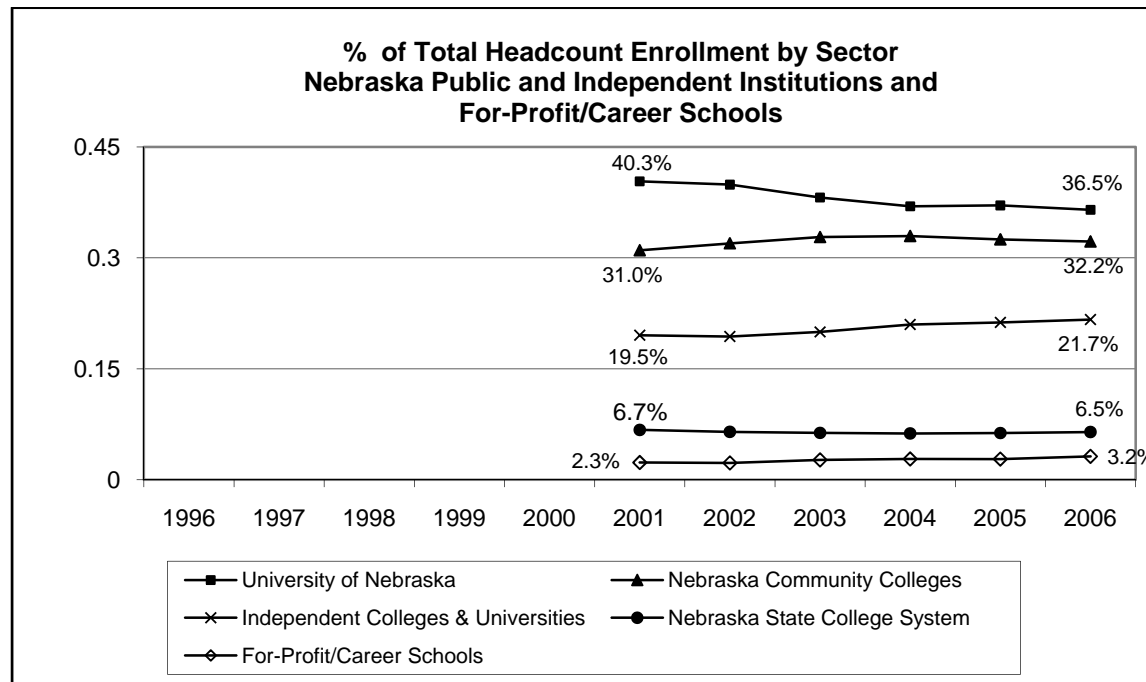
	<u>1996-2001</u>	<u>2001-2006</u>
University of Nebraska	- 5.6%	- 1.0%
Nebraska Community Colleges	6.6%	13.6%
Nebraska State College System	- 9.0%	4.7%
Nebraska Independent Colleges & Universities	11.6%	21.3%
For-Profit/Career schools in Nebraska	Data Not Available	48.0%



Ten-year trend headcount data by sector and institution, part-time/full-time classification, and level are available in the spreadsheet titled **Enrollment by Sector-Level-FT-PT** in the **downloadable Excel workbook for Section A: Enrollment**.

SECTOR ENROLLMENT as a Percentage of TOTAL HEADCOUNT ENROLLMENT: 2001-2006

- As a result of the enrollment changes that occurred between fall 2001 and fall 2006, the enrollments of Nebraska's community colleges, independent institutions and for-profit/career schools accounted for slightly higher percentages of total headcount enrollment in 2006 than in 1996. During this period, the Nebraska State College System enrolled about the same percentage of the state's college students, while the University of Nebraska enrolled a smaller percentage in 2006 than in 2001.



Ten-year trend headcount data by sector and institution, part-time/full-time classification, and level are available in the spreadsheet titled **Enrollment by Sector-Level-FT-PT** in the **downloadable Excel workbook for Section A: Enrollment**.

Degree and Non-Degree Granting For-Profit/Career Schools

1 = Degree-Granting
2 = Non-Degree Granting

IPEDS Degree-Granting Status Code	Institution
Degree-Granting For-Profit/Career Schools	
1	Hamilton College-Lincoln Campus
1	Hamilton College-Omaha Campus
1	ITT Technical Institute-Omaha
1	Myotherapy Institute
1	The Creative Center
1	Universal College of Healing Arts
1	University of Phoenix-Omaha Campus
1	Vatterott College
1	Vatterott College-Spring Valley Campus
Non-Degree-Granting For-Profit/Career Schools	
2	Alegent Health School of Radiologic Technology
2	Capitol School of Hairstyling
2	College of Hair Design
2	Fullen School of Hair Design
2	Joseph's College of Beauty-Lincoln
2	La'James International College
2	Mary Lanning Memorial Hospital School of Radiologic Technology
2	Omaha School of Massage Therapy
2	Regional West Medical Center School of Radiologic Technology
2	Xenon International School of Hair Design II Inc.

