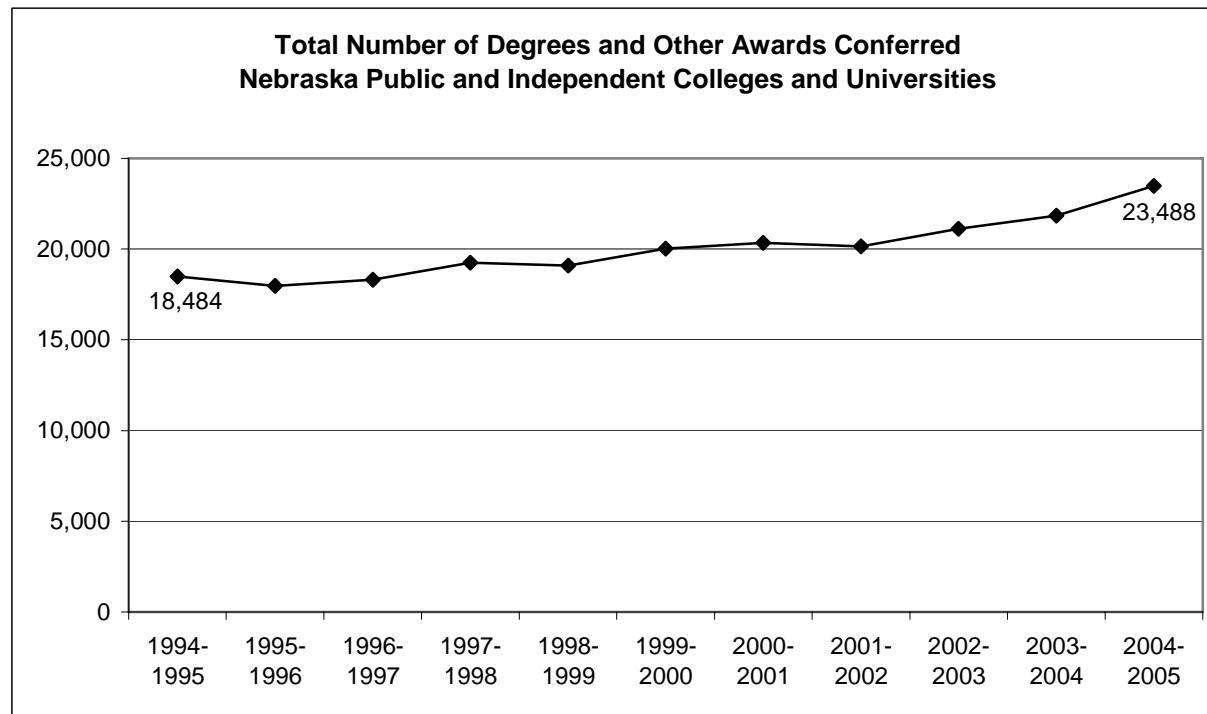


Section B.1
**Total Degrees and Other Awards
by Sector and by Institution**

**Note: Summarized data are for Nebraska public and independent colleges and universities.
These institutions do not include for-profit career schools.**

TOTAL DEGREES AND OTHER AWARDS CONFERRED: 1995-2005

- Nebraska's public and independent colleges and universities conferred a total of 23,488 degrees, diplomas, and certificates during the one-year period from July 1, 2004 to June 30, 2005, the latest year for which uniform data are available.
- Over the 10-year period from 1994-95 to 2004-05, the total number of degrees and awards conferred by Nebraska's public and independent institutions increased by 27.1%.



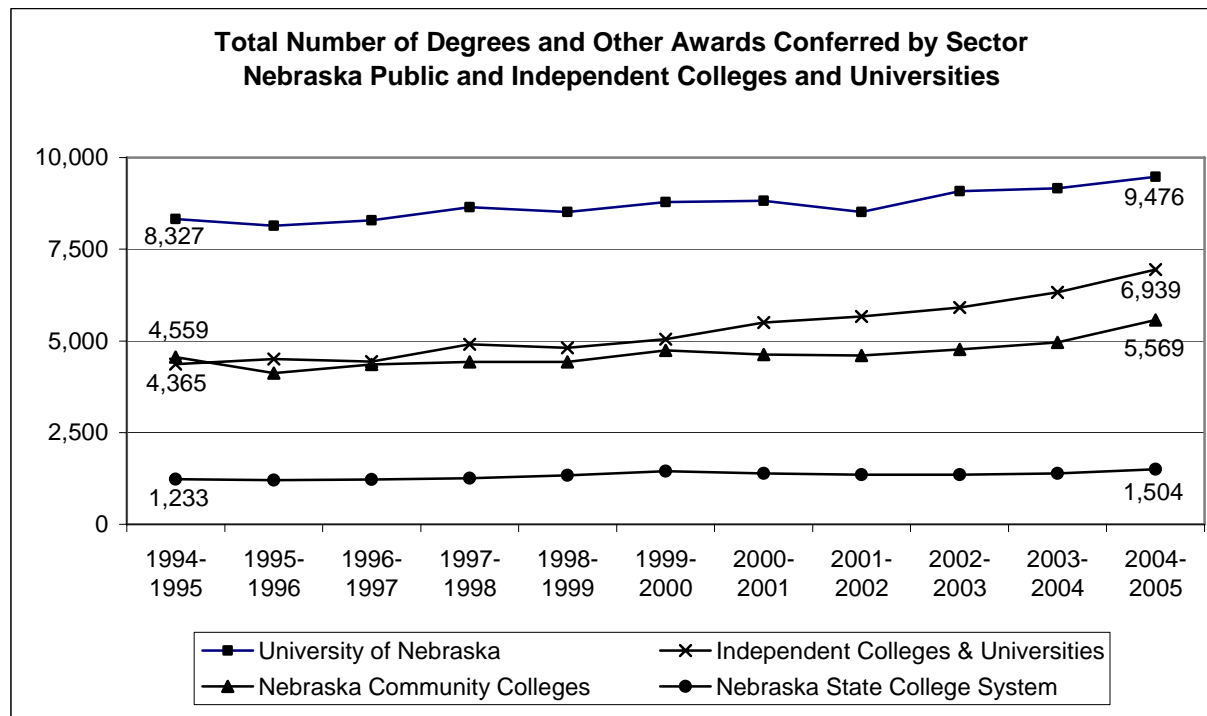
See [Tables B1A](#) and [B1B](#) for the total number and percentage of degrees and awards conferred by sector for 1995-96 through 2004-05. (Note that the above chart includes an additional year of data for 1994-95.) Detailed 10-year trend data reporting the number of degrees conferred by institution, by sector, by level, by race, and by gender for 1994-95 through 2004-05 are available in the spreadsheet titled **Total Degrees and Awards** in the **downloadable Excel workbook**: [FL 95-05 Sec B Web Workbook.xls](#)

TOTAL DEGREES AND OTHER AWARDS CONFERRED by SECTOR: 1995-2005

- Between 1994-95 and 2004-05, the number of degrees and other awards conferred by each of the public sectors of higher education in Nebraska increased as follows:

University of Nebraska	13.8%
Nebraska Community Colleges	22.2%
Nebraska State College System	22.0%

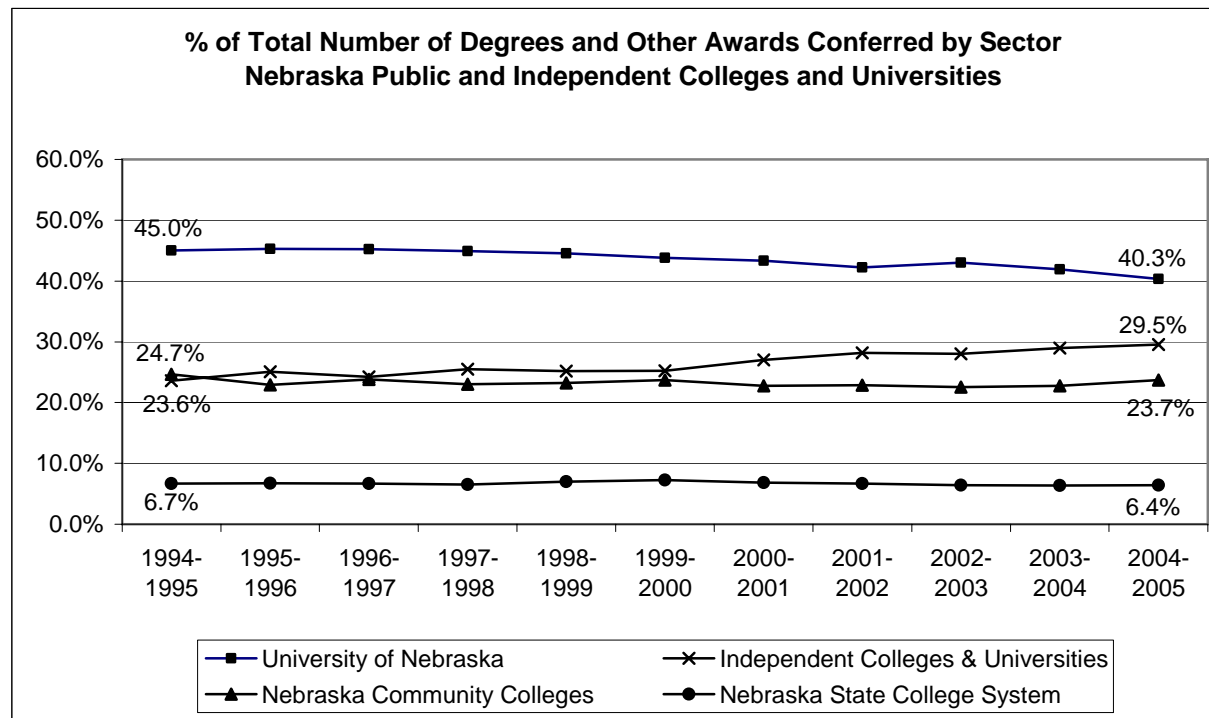
- Over the same 10-year period, the number of degrees and other awards conferred by Nebraska's independent colleges and universities increased by 59.0%.



See [Tables B1A](#) and [B1B](#) for the total number and percentage of degrees and awards conferred by sector for 1995-96 through 2004-05. (Note that the above chart includes an additional year of data for 1994-95.) Detailed 10-year trend data reporting the number of degrees conferred by institution, by sector, by level, by race, and by gender for 1994-95 through 2004-05 are available in the spreadsheet titled **Total Degrees and Awards** in the **downloadable Excel workbook**: [FL 95-05 Sec B Web Workbook.xls](#)

Percentage of TOTAL DEGREES AND OTHER AWARDS CONFERRED by SECTOR: 1995-2005

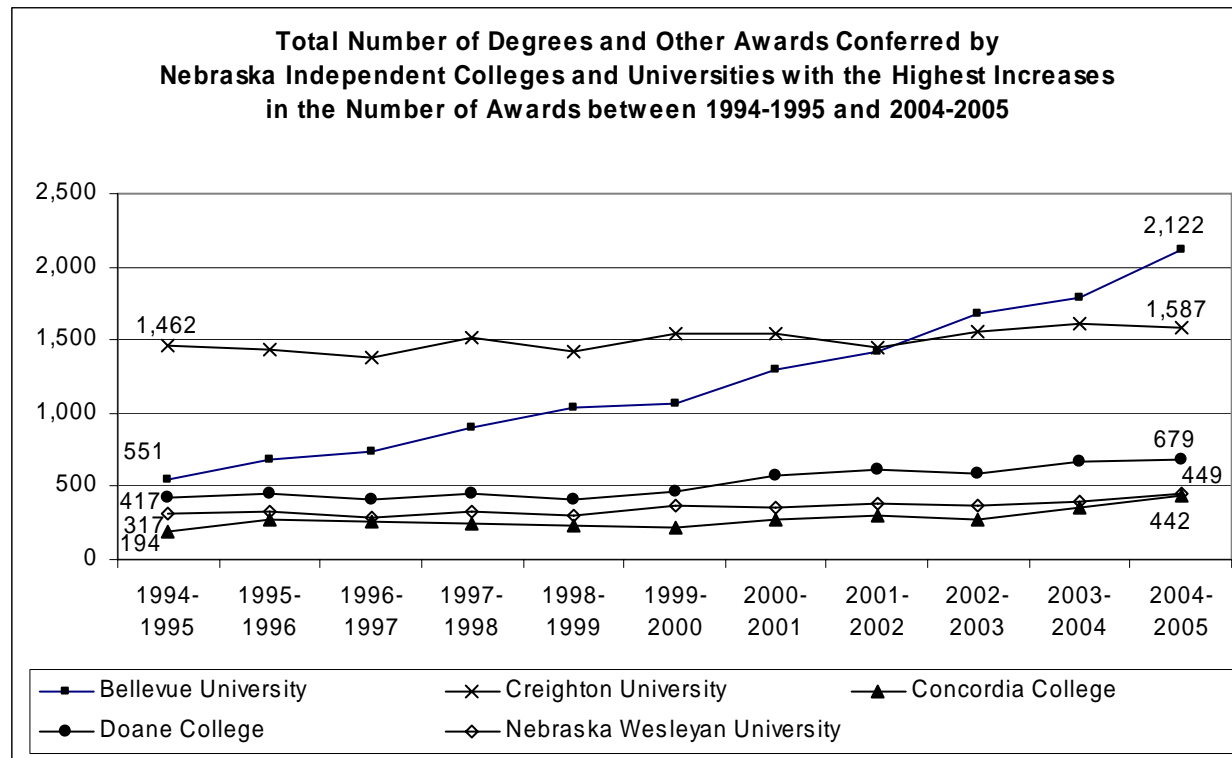
- As a result of the significant increase in the total number of degrees and other awards conferred within the independent sector, the public sectors conferred lower percentages of the total number of degrees, diplomas, and certificates awarded in 2004-05 than in 1994-95.
- Throughout the 10-year period, the University of Nebraska continued to award the highest number and percentage of degrees conferred in the state, but the university's percentage of the state total decreased from 45.0% to 40.3%.
- Over the period, the percentages of degrees awarded by Nebraska community colleges and the Nebraska State College System decreased slightly, while the percentage of degrees conferred by independent institutions increased from 23.6% to 29.5%.



See [Tables B1A](#) and [B1B](#) for the total number and percentage of degrees and awards conferred by sector for 1995-96 through 2004-05. (Note that the above chart includes an additional year of data for 1994-95.) Detailed 10-year trend data reporting the number of degrees conferred by institution, by sector, by level, by race, and by gender for 1994-95 through 2004-05 are available in the spreadsheet titled **Total Degrees and Awards** in the **downloadable Excel workbook**: [FL 95-05 Sec B Web Workbook.xls](#)

INDEPENDENT INSTITUTIONS with the Highest Increases in the Number of Degrees Awarded: 1995-2005

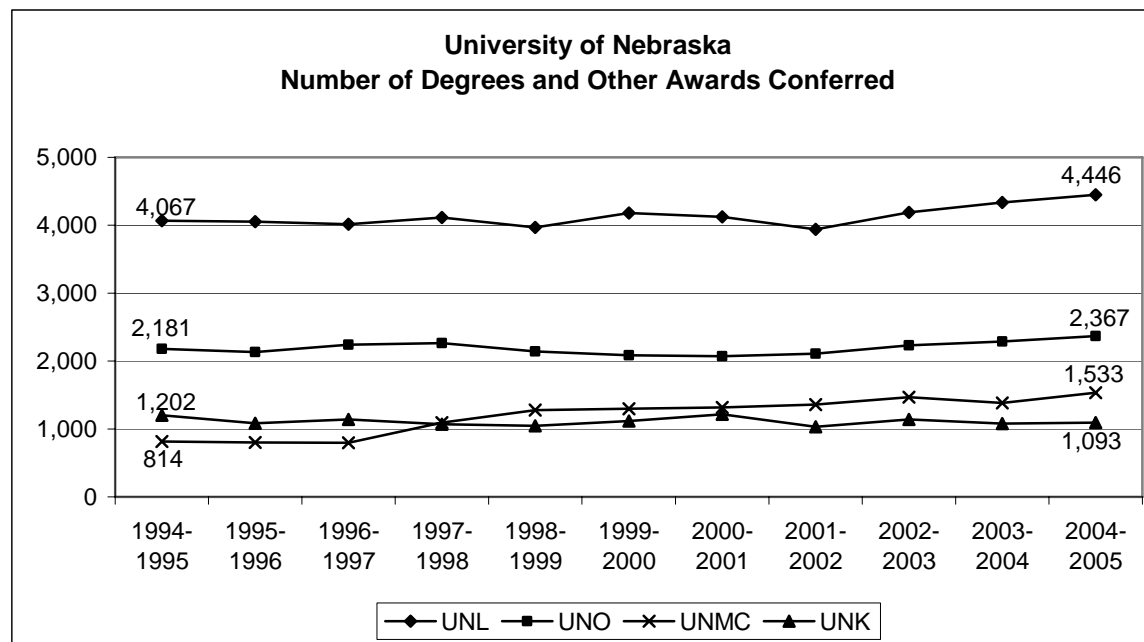
- Institutions in the independent sector conferred 2,574 more degrees and other awards in 2004-05 than in 1994-95, an increase of 59.0% over the ten-year period. (Refer to page B.1.3.)
- Bellevue University alone accounted for 61% of the sector increase. In 2004-05, Bellevue University awarded 1,571 more degrees than the institution conferred in 1994-95.
- Four other colleges and universities accounted for another 30% of the increased number of degrees conferred within the independent sector between 1994-95 and 2004-05: Concordia College, Creighton University, Doane College, and Nebraska Wesleyan University.



See [Tables B2A](#) and [B2B](#) for the total number and percentage of degrees and awards conferred by sector and by institution for 1995-96 through 2004-05. (Note that the above chart includes an additional year of data for 1994-95.) Detailed 10-year trend data reporting the number of degrees conferred by institution, by sector, by level, by race, and by gender for 1994-95 through 2004-05 are available in the spreadsheet titled **Total Degrees and Awards** in the **downloadable Excel workbook**: [FL 95-05 Sec B Web Workbook.xls](#)

TOTAL DEGREES AND OTHER AWARDS CONFERRED BY THE UNIVERSITY OF NEBRASKA: 1995-2005

- Throughout the 10-year period from 1994-95 to 2004-05, the institutions conferring the highest number of degrees in the state were the University of Nebraska-Lincoln (UNL) and the University of Nebraska at Omaha (UNO), which awarded 4,446 and 2,367 degrees, respectively, in 2004-05.
- The institution within the public sector that had the highest growth rate in the number of degrees conferred was the University of Nebraska Medical Center (UNMC). Between 1994-95 and 2004-05, the number of degrees awarded by UNMC almost doubled, from 814 in 1994-95 to 1,533 in 2004-05. During this 10-year period, the number of degrees conferred by the University of Nebraska-Lincoln (UNL) and the University of Nebraska at Omaha (UNO) increased by about 9%, while the number awarded by the University Nebraska at Kearney (UNK) decreased by about the same percentage. (UNK joined the University of Nebraska system on July 1, 1999.)

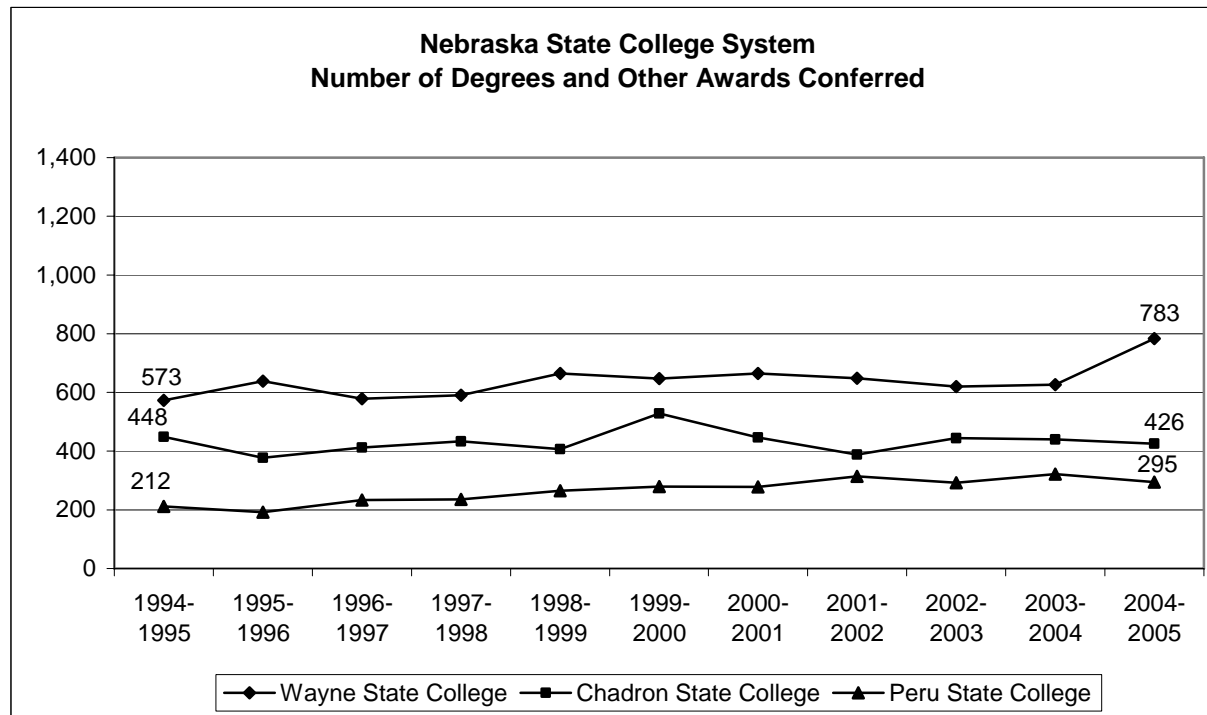


Note: The number of awards conferred by the Nebraska College of Technical Agriculture was 63 in 1994-95 and 37 in 2004-05.

See [Tables B2A](#) and [B2B](#) for the total number and percentage of degrees and awards conferred by sector and by institution for 1995-96 through 2004-05. (Note that the above chart includes an additional year of data for 1994-95.) Detailed 10-year trend data reporting the number of degrees conferred by institution, by sector, by level, by race, and by gender for 1994-95 through 2004-05 are available in the spreadsheet titled **Total Degrees and Awards** in the **downloadable Excel workbook**: [FL 95-05 Sec B Web Workbook.xls](#)

TOTAL DEGREES AND OTHER AWARDS CONFERRED BY NEBRASKA STATE COLLEGE SYSTEM: 1995-2005

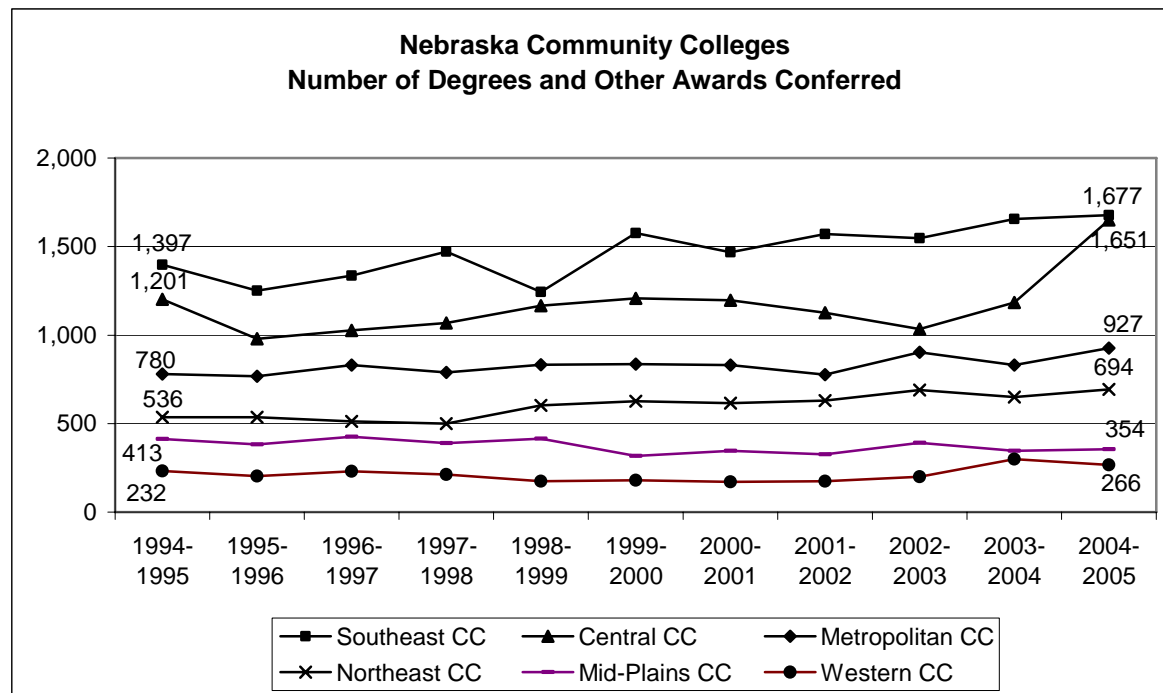
- Wayne State College awarded the highest number of degrees within the Nebraska State College System between 1994-95 and 2004-05, and the college experienced a 36.6% increase in the number of degrees conferred during the 10-year period.
- The significant increase in the number of degrees awarded by Wayne State College that occurred in 2004-05 was due primarily to offering courses in education at outreach sites, including Blair and South Sioux City, and the subsequent increase in the number of masters degrees awarded to teachers.
- Peru State College had the highest growth rate among the state colleges in terms of the number of degrees awarded. Between 1994-95 and 2004-05, the number of degrees conferred by Peru State College increased 39.1%.



See [Tables B2A](#) and [B2B](#) for the total number and percentage of degrees and awards conferred by sector and by institution for 1995-96 through 2004-05. (Note that the above chart includes an additional year of data for 1994-95.) Detailed 10-year trend data reporting the number of degrees conferred by institution, by sector, by level, by race, and by gender for 1994-95 through 2004-05 are available in the spreadsheet titled **Total Degrees and Awards** in the **downloadable Excel workbook: [FL 95-05 Sec B Web Workbook.xls](#)**

TOTAL DEGREES AND OTHER AWARDS CONFERRED BY NEBRASKA COMMUNITY COLLEGES: 1995-2005

- The number of degrees and other awards conferred by each of the Nebraska community colleges increased by 15% to 37% from 1994-95 to 2004-05, with the exception of the number of awards conferred by Mid-Plains Community College, where the number of conferred awards decreased by 14%.
- Southeast Community College awarded the third highest number of degrees and other awards conferred by postsecondary institutions in Nebraska until 2002-03, when Bellevue University in the independent sector started to award more degrees than Southeast.
- The highest single increase in the number of degrees conferred was evidenced at Central Community College, where the number of degrees and other awards increased to 1,651 in 2004-05. According to the college, this surge was primarily the result of a follow-up campaign that encouraged students to complete their degree programs and/or apply for awards for which they were qualified.



See [Tables B2A](#) and [B2B](#) for the total number and percentage of degrees and awards conferred by sector and by institution for 1995-96 through 2004-05. (Note that the above chart includes an additional year of data for 1994-95.) Detailed 10-year trend data reporting the number of degrees conferred by institution, by sector, by level, by race, and by gender for 1994-95 through 2004-05 are available in the spreadsheet titled **Total Degrees and Awards** in the **downloadable Excel workbook**: [FL 95-05 Sec B Web Workbook.xls](#)