

Degrees: Total Awards

2001 Fast Facts



Nebraska public and independent colleges and universities conferred 20,334 degrees and other formal awards in 2000-2001.



The University of Nebraska awarded 43% of all degrees in 2000-2001, while independent colleges and universities awarded 27%, community colleges 23% and Nebraska State Colleges 7%.

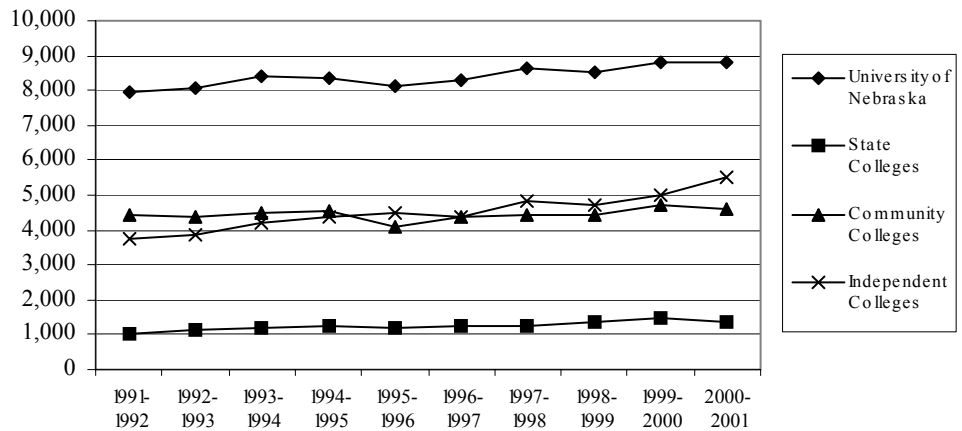


The University of Nebraska-Lincoln, the University of Nebraska at Omaha and Creighton University awarded the greatest number of degrees in 2000-2001.

For more information on total degrees awarded, please refer to :

TABLE B1A-B2B

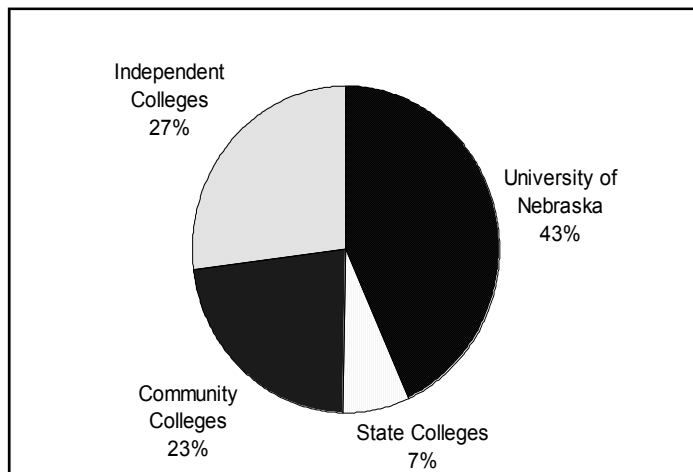
**Degrees and Other Formal Awards
Nebraska Public and Independent Institutions 1991-2001**



- Degrees and other formal awards conferred by all Nebraska public and independent colleges and universities increased by 18.2% between 1991-1992 and 2000-2001, rising from 17,207 degrees and awards in 1991-1992 to 20,334 awards in 2000-2001.
- Degrees and other formal awards presented by independent colleges and universities rose by 46.1% between 1991-1992 and 2000-2001. Independent colleges and universities conferred a total of 3,764 awards in 1991-1992 and presented 5,500 degrees and other formal awards in 2000-2001. Creighton University and Bellevue University conferred the greatest number of degrees and other formal awards among independent colleges and universities in 2000-2001.
- Degree awards at Nebraska State Colleges increased by 33.9% between 1991-1992 and 2000-2001. Nebraska state colleges awarded 1,037 degrees and other awards in 1991-1992 and 1,389 in 2000-2001.
- Community colleges awarded 4,627 degrees in 2000-2001. Community colleges awarded 191 more degrees in 2000-2001 than in 1991-1992 for an increase of 4.2%. Southeast Community College (1,468) and Central Community College (1,197) awarded the highest number of degrees among the community colleges in 2000-2001.
- Degree awards at the University of Nebraska also increased between 1991-1992 and 2000-2001, rising from 7,970 in 1991-1992 to 8,818 in 2000-2001 for an overall increase of 10.6%.

	One Year Change (2000-2001)	Five Year Change (1996-2001)	Ten Year Change (1991-2001)
University of Nebraska	0.4%	8.3%	10.6%
State Colleges	-4.5%	15.0%	33.9%
Community Colleges	-2.4%	12.4%	4.3%
Independent Colleges	10.2%	22.0%	46.1%
Total Public and Independent Colleges and Universities	1.8%	13.1%	18.2%

Degrees: Total Awards by Institution



University of Nebraska	8,818
State Colleges	1,389
Community Colleges	4,627
Independent Colleges and Universities	5,500
Public and Independent Colleges and Univ.	20,334

Total Awards by Institution 2000-2001

University of Nebraska		Nebraska State Colleges		Community Colleges		Independent Colleges and Universities	
Institution	Number	Institution	Number	Institution	Number	Institution	Number
UNL	4,122	Wayne	665	Southeast	1,468	Creighton	1,545
UNO	2,069	Chadron	446	Central	1,197	Bellevue	1,297
UNMC	1,317	Peru	278	Metropolitan	830	Doane	568
UNK	1,218			Northeast	615	Nebr. Wesleyan	354
NCTA	92			Mid-Plains	346	Concordia	267
				Western	171	Hastings	238

2001 Fast Facts

- The University of Nebraska-Lincoln awarded nearly twice as many degrees (4,122) as the University of Nebraska at Omaha (2,069).
- The five institutions with the highest volume of degrees awarded (UNL, UNO, Creighton, Southeast Community College and UNMC) conferred 52% of all degrees awarded in 2000-2001.
- The University of Nebraska-Lincoln, the University of Nebraska at Omaha, the University of Nebraska at Kearney, the University of Nebraska Medical Center, Southeast Community College, Central Community College, Creighton University and Bellevue University all awarded more than 1,000 degrees or other awards per institution in 2000-2001.
- Wayne State College, Metropolitan Community College, Northeast Community College and Doane College each awarded over 500 degrees and other awards in 2000-2001.

College of St. Mary	205
Midland	188
Union	149
Nebr. Methodist	135
Clarkson	122
York	110
Dana	101
Grace	87
Bryan	61
Platte Valley	27
Nebr. Christian	24
Nebr. Indian CC	19
Little Priest	3

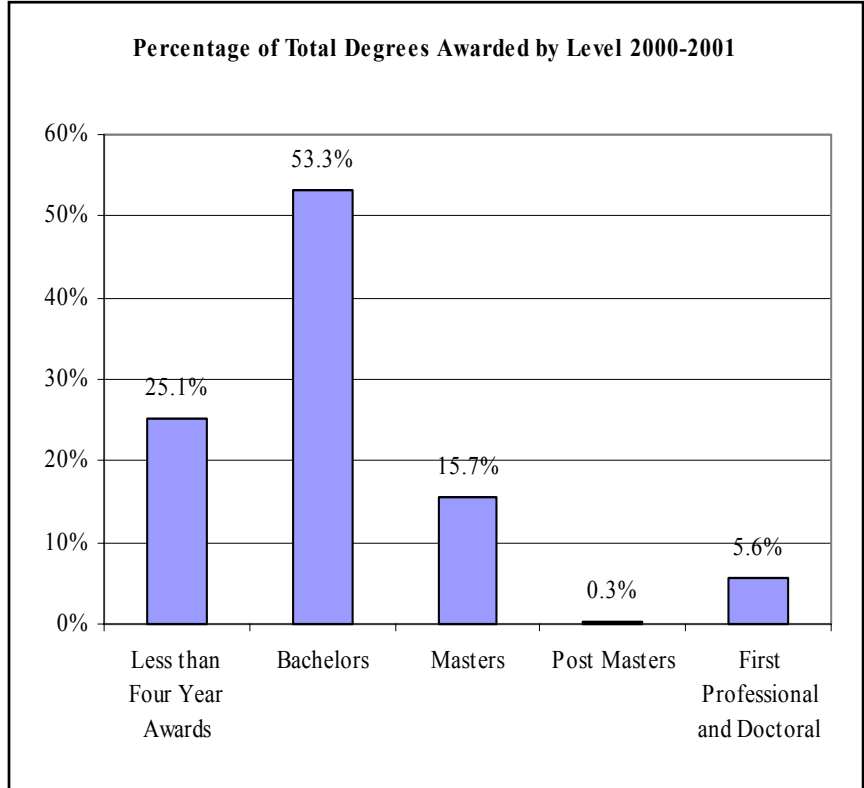
Degrees: Total Awards by Level

Undergraduate Degrees and Awards

Bachelor's degrees and less-than-four-year degrees and awards accounted for 78.5% of all degrees awarded by Nebraska public and independent colleges and universities in 2000-2001.

Awards of less-than-four-year degrees comprised 25.1% of all degrees awarded by public and independent colleges and universities in 2000-2001. Community colleges awarded 90.5% of all less-than-four-year degrees, while independent colleges and universities awarded 7.7% and the University of Nebraska conferred 1.9%.

The majority of degrees conferred by Nebraska public and independent colleges and universities in 2000-2001 were bachelor's degrees. The University of Nebraska awarded 53.3% of 2000-2001 bachelor's degrees, independent colleges and universities conferred 35.6% and Nebraska State Colleges awarded 11.1%.



Graduate Degrees and Awards

Master's degrees accounted for 15.7% of all 2000-2001 degree awards. Post-master's certificates comprised a very small percentage (.03%) of degree awards for the same year. The University of Nebraska awarded slightly less than three-quarters of all 2000-2001 masters degrees (71.2%), while independent colleges and universities awarded 22.9% and State Colleges awarded 5.5%. First professional and doctoral degrees were conferred by the University of Nebraska and Creighton University. The University of Nebraska system awarded 54.8% of first professional and doctoral degrees in 2000-2001 and Creighton University awarded 45.2%.

Percent of Degree Level Awarded by Sector

	University of Nebraska	Nebraska State Colleges	Community Colleges	Independent Colleges
Less than Four Year Awards	1.9%	—	90.5%	7.7%
Bachelors	53.3%	11.1%	—	35.6%
Masters	71.6%	5.5%	—	22.9%
Post Masters	72.2%	18.5%	—	9.3%
First Professional and Doctoral	54.8%	—	—	45.2%

Degrees: Less-Than-Four-Year Awards

2001 Fast Facts



Nebraska public and independent colleges and universities conferred 5,114 less-than-four-year degrees and other formal awards in 2000-2001.



Public colleges and universities awarded 92.4% of all less-than-four-year degrees in 2000-2001.



Associate degrees accounted for 69% of less-than-four-year awards conferred in 2000-2001, while diplomas, certificates and other awards accounted for 31%.



The 2000-2001 top three subject areas for **associate degrees** were Business Administration, Health Professions and General Studies.

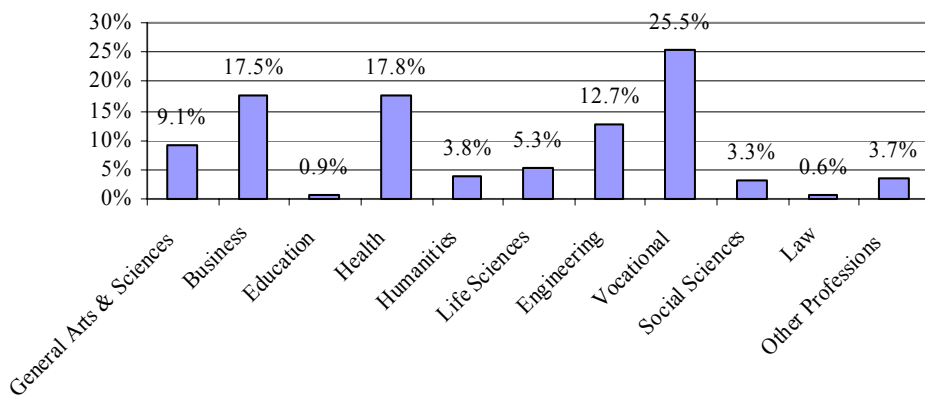


The 2000-2001 top three subject areas for other **less-than-four-year degrees** were Health Professions, Business Administration and Transportation and Materials Moving.

For more information on less-than-four-year degrees awarded, please refer to :

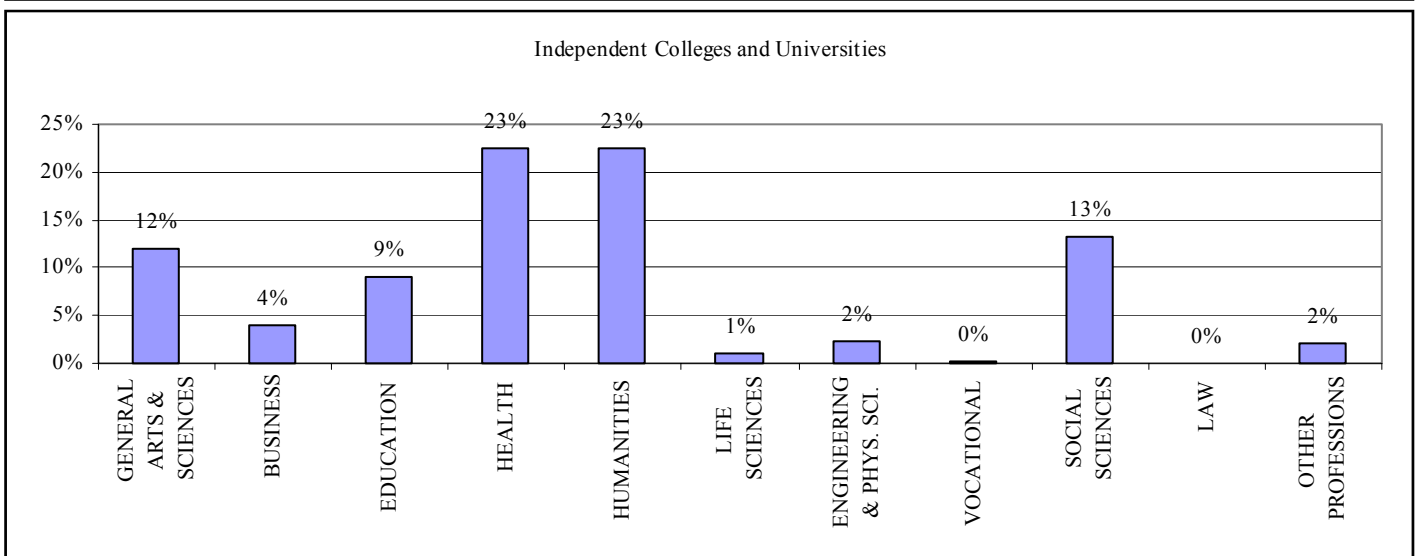
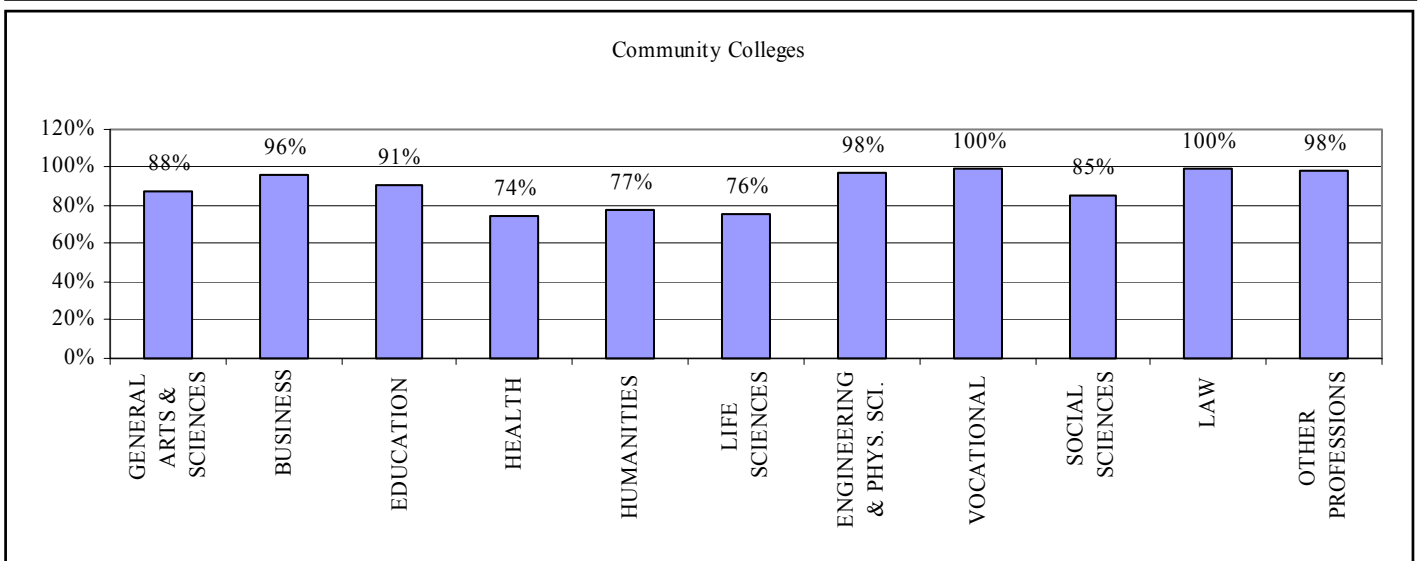
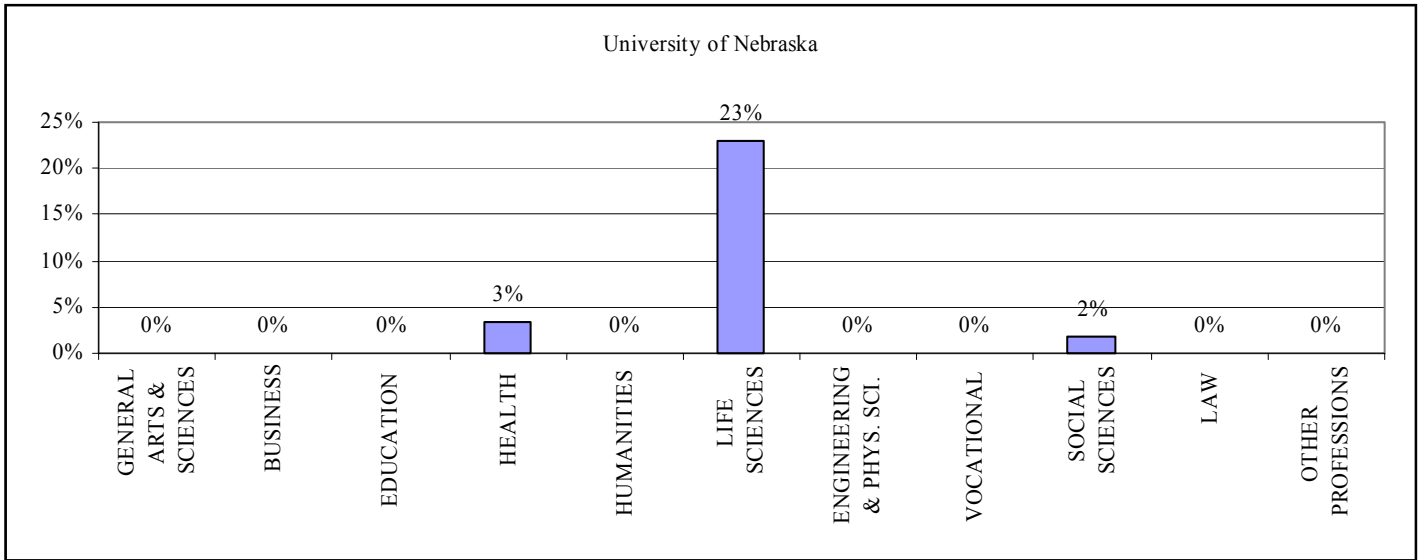
TABLE B5B-B6

Less-Than-Four-Year Degrees by Program Area 2000-2001



- Nebraska public and independent colleges and universities conferred 5,114 less-than-four-year degrees and awards in 2000-2001.
- Approximately one-quarter (25.5%) of all less-than-four-year awards received in 2000-2001 were vocational degrees and awards, while business and health-related degrees and awards accounted for over 17% each.
- Vocational degrees at the associate degree level are most often in the area of mechanics and repair. Recipients of other types of less than four-year degrees, however, tended to earn their vocational degrees in the area of transportation and material moving.
- Less than four-year business degrees are most frequently earned in business administration.
- Vocational, business and health-related degree fields continue to award the greatest numbers of less than four-year degrees, but degree awards in other areas have increased as well over the past five years. Awards of less-than-four year engineering and physical science degrees rose 12.5% between 1996-1997 and 2000-2001. Awards of humanities degrees increased 87.5% between 1996-1997 and 2000-2001, rising from 104 awards to 195. In contrast, awards of less-than-four-year health degrees decreased by 8.5% between 1996-1997 and 2000-2001.

Degrees by Program: Percent of Less-Than-Four-Year Awards by Sector 2000-2001*



*Nebraska State Colleges do not confer any less-than-four-year awards or degrees.

Degrees: Bachelor Degree Awards

2001 Fast Facts



Nebraska Public and Independent Colleges and Universities conferred 10,846 baccalaureate degrees and post-baccalaureate certificates in 2000-2001.



Public colleges and universities awarded 64.4% of all baccalaureate degrees and post-baccalaureate certificates in 2000-2001.



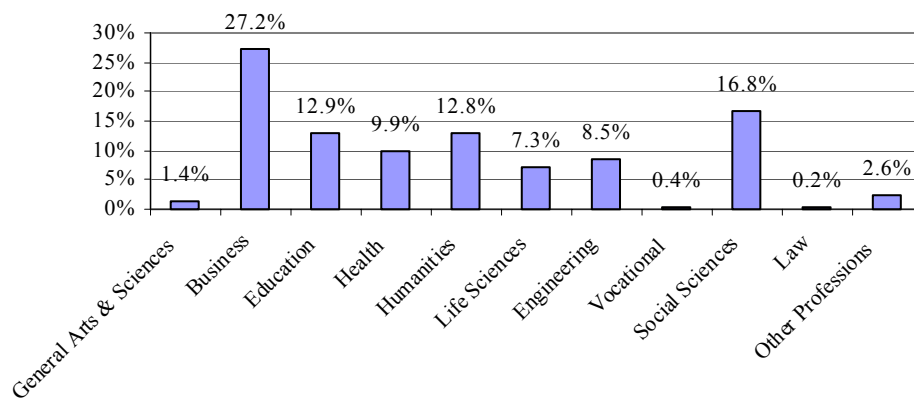
The University of Nebraska conferred 678 baccalaureate degrees in education in 2000-2001, while State Colleges graduated 330 students with education degrees. Independent colleges and universities awarded an additional 388 baccalaureate degrees in education in 2000-2001.



For more information on total degrees awarded, please refer to :

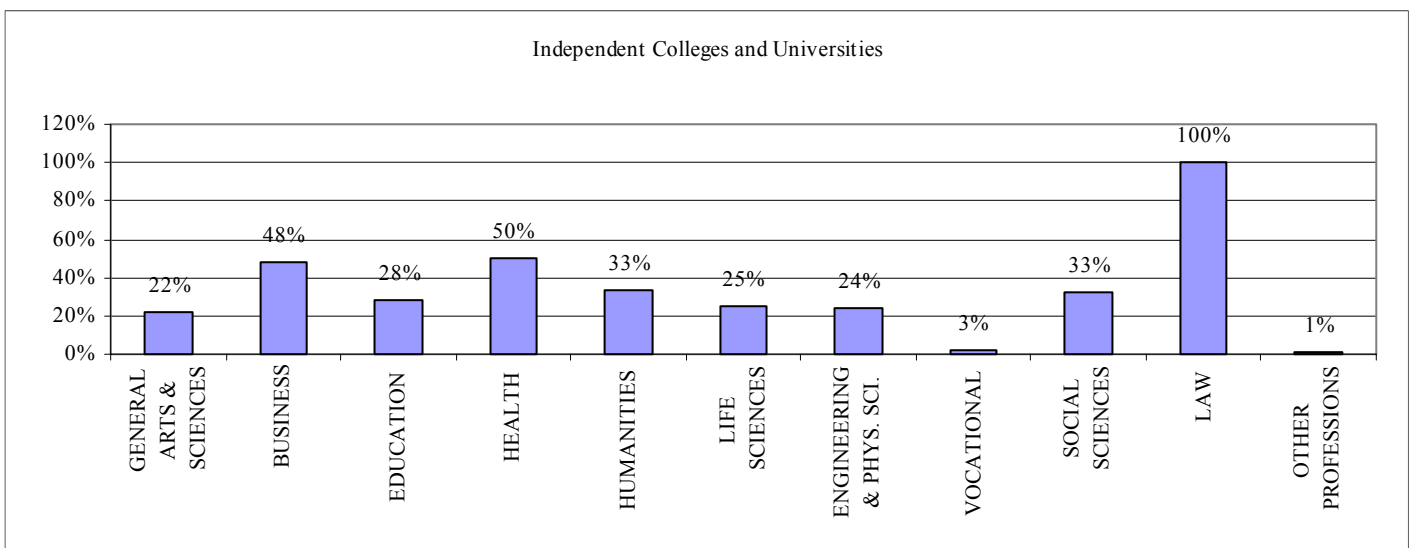
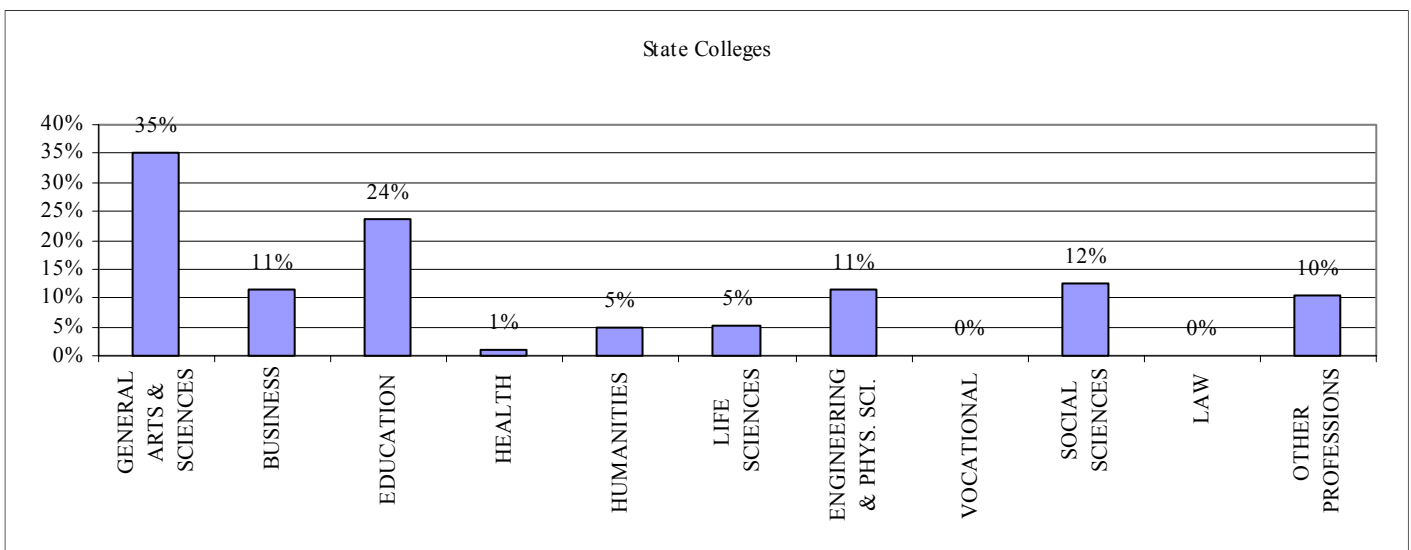
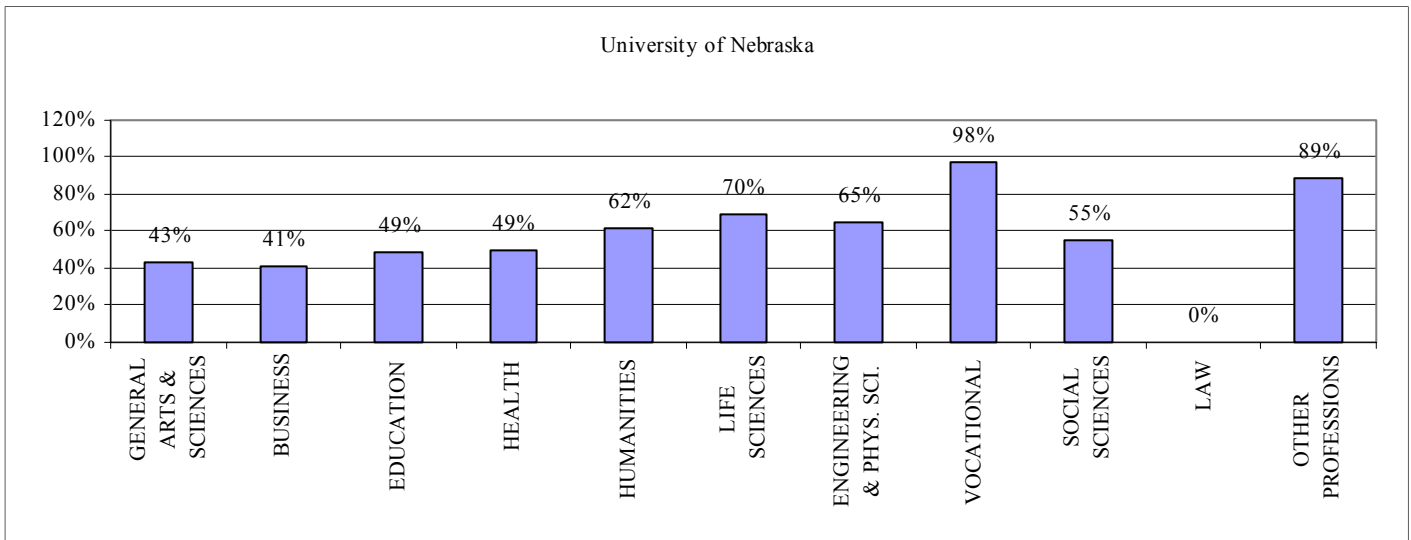
TABLE B5B-B6

Baccalaureate Degrees by Program Area 2000-2001



- Nebraska public and independent colleges and universities awarded 10,846 baccalaureate and post-baccalaureate certificates in 2000-2001.
- Business degrees comprised 27.2% of baccalaureate degrees awarded to students at all Nebraska institutions in 2000-2001, while social science degrees accounted for an additional 16.8% of baccalaureate degrees. Education-related degrees were the third most awarded degrees in 2000-2001 with 12.9% followed by humanities degrees (12.8%).
- Over 97% of business baccalaureate degrees awarded in 2000-2001 were in the concentration of business administration while 2.3% were in the concentration of marketing and distribution. Popular areas of concentration within the social sciences program area included general social sciences (34.0% of degrees awarded) and psychology (29.9% of all degrees).
- Baccalaureate awards by Nebraska public and independent colleges and universities increased by 9.2% overall between 1996-1997 and 2000-2001. Within program areas, awards of health-related baccalaureate degrees increased by 21.4%, engineering degrees by 23.4%, business degrees by 18.9% and humanities degrees by (14.8%). Modest increases were seen in the number of awards of education degrees (5.4%) and social sciences (3.0%) during the same five year period.

Degrees by Program: Percent of Bachelor Degree and Post-Baccalaureate Degree Awards by Sector 2000-2001*



*Community colleges do not confer any bachelors or post-baccalaureate degrees.

Degrees: Beyond Bachelor Degree Awards

2001 Fast Facts



Nebraska public and independent colleges and universities conferred 4,374 baccalaureate degrees and post-baccalaureate certificates in 2000-2001.



Masters degrees and post-masters certificates comprised the greatest proportion (74%) of advanced degrees awarded in 2000-2001. First professional degrees accounted for an additional 18% of post-baccalaureate awards and doctoral degrees for 8%.

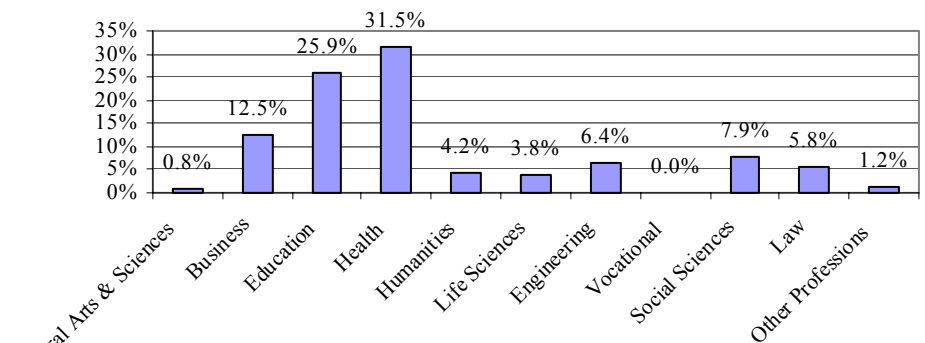


Independent colleges and universities awarded the greatest percentage (56%) of first professional degrees in 2000-2001. Public colleges and universities awarded the majority of all masters degrees and post-masters certificates (77%) and doctoral degrees (79%) in 2000-2001.

For more information on total degrees awarded, please refer to :

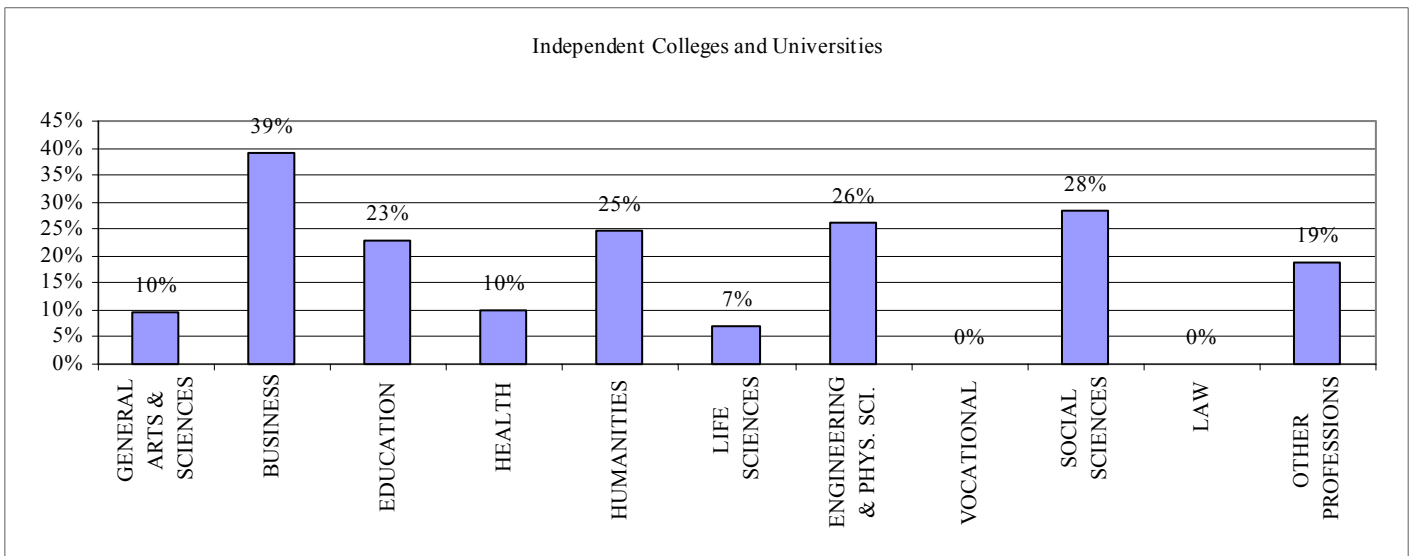
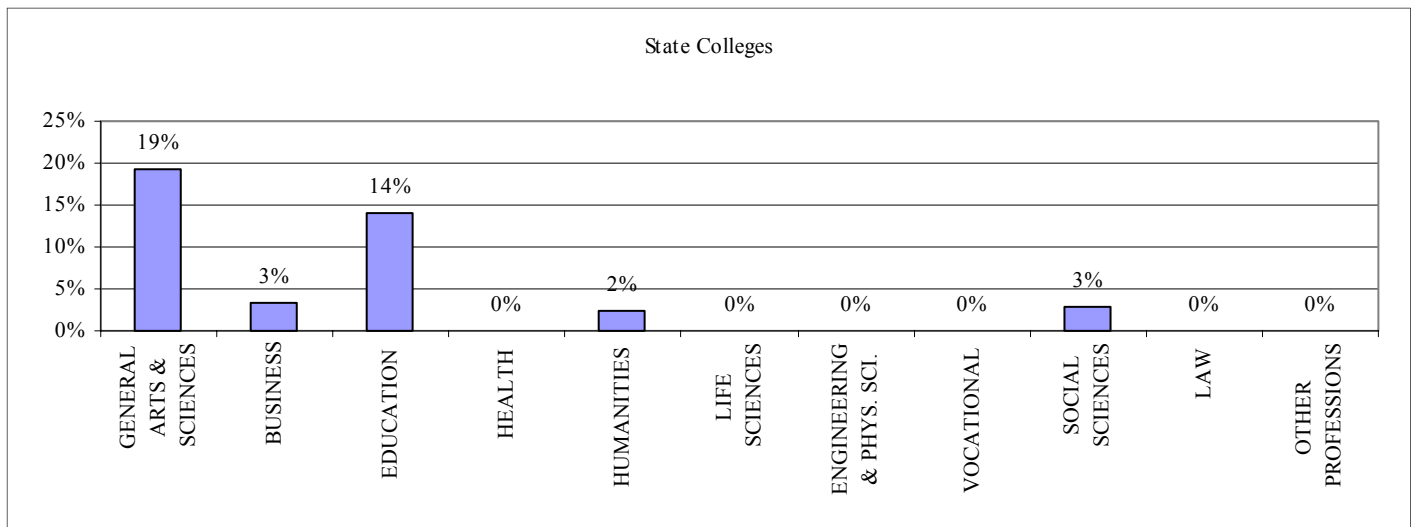
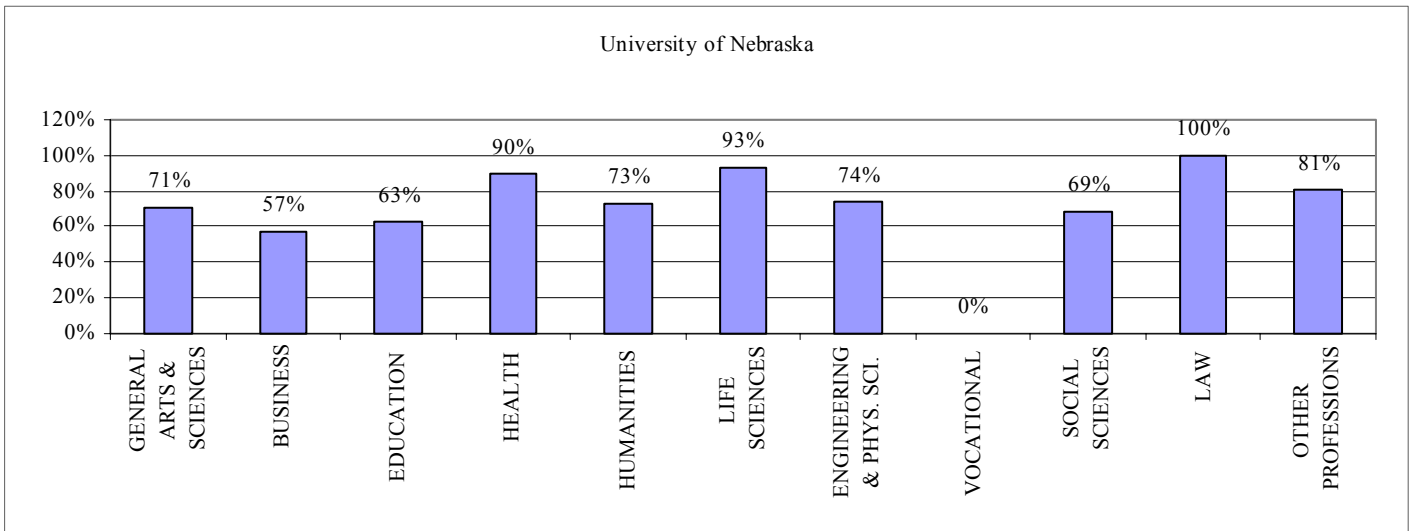
TABLE B5B-B6

Beyond Baccalaureate Degrees by Program Area 2000-2001



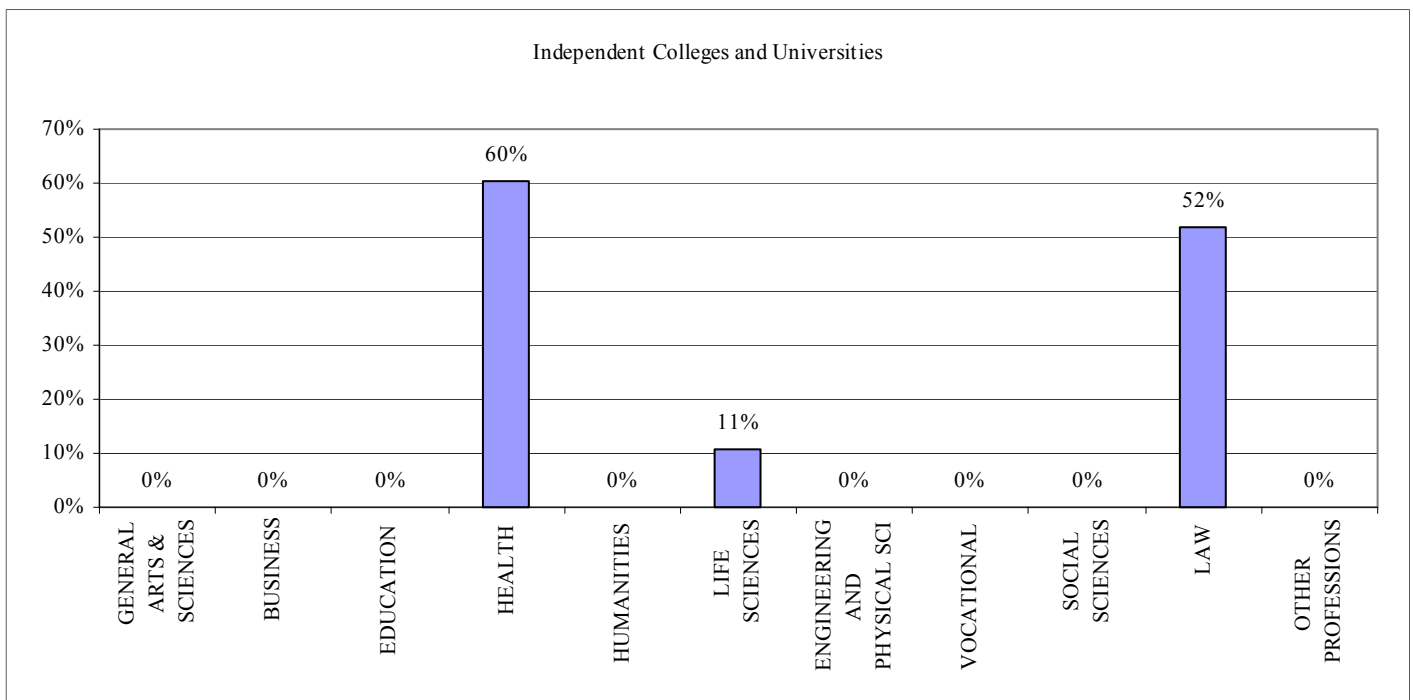
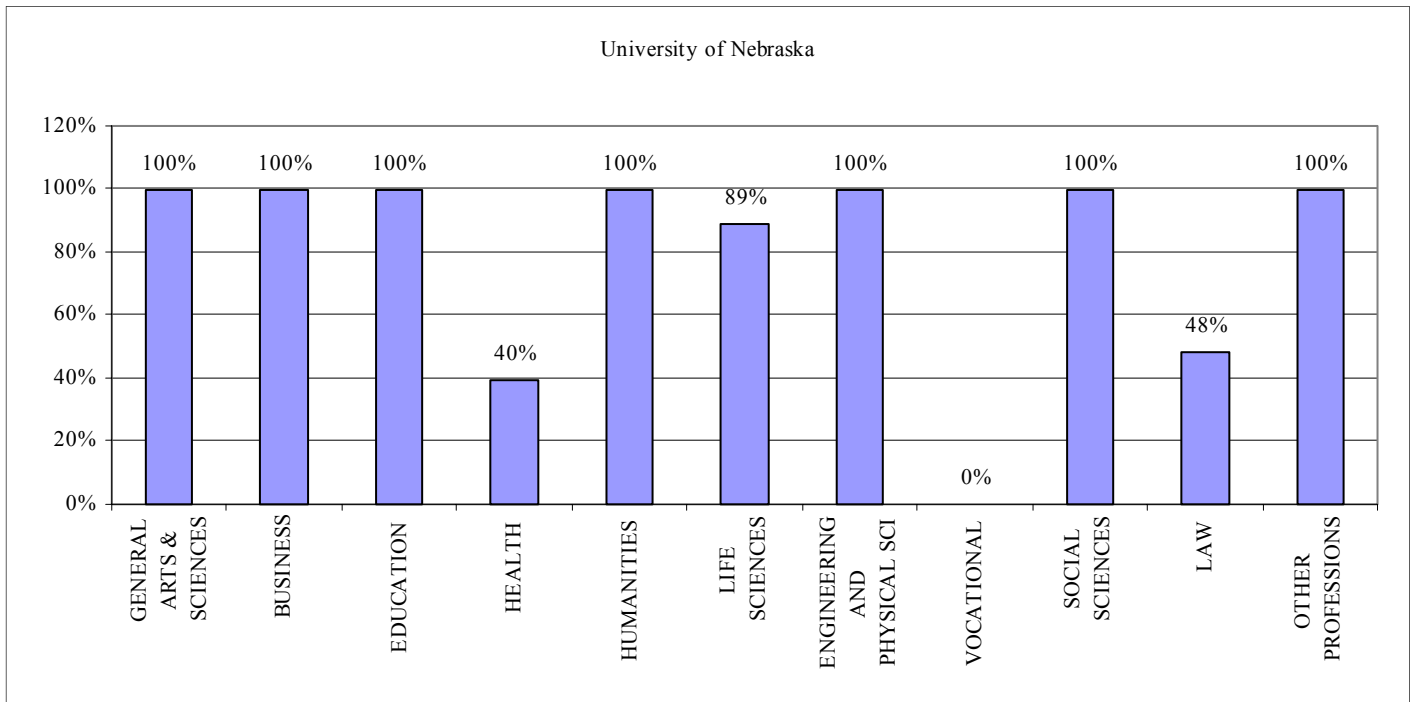
- Students at Nebraska public and independent colleges and universities received 4,432 degrees beyond the baccalaureate level in 2000-2001.
- Health and education-related degrees comprised 56.8% of all degrees awarded beyond the baccalaureate level for 2000-2001. Over 31% of all degrees awarded beyond the baccalaureate level were awarded in health-related fields in 2000-2001, while education-related degrees accounted for an additional 25.6% of degrees awarded.
- Education-related degrees accounted for the greatest proportion of beyond baccalaureate degrees awarded in 1996-1997. Awards of beyond baccalaureate degrees in education-related disciplines increased by 17.1% between 1996-1997 and 2000-2001. Awards of health-related degrees grew by 54.9% during that same period, however, and now comprise the majority of degrees awarded beyond the baccalaureate level.
- Business degrees accounted for the third largest percentage of degrees awarded beyond baccalaureate degrees with 12.5% while degrees in Law, Engineering and Social Sciences each comprised between 5% and 8% of degrees awarded. General Arts and Sciences, Humanities, Life Sciences, Vocational and Other Profession awards combined comprised less than 5% of degrees each in 2000-2001. Increases were seen in the number of Social Science (18.9%), Engineering (13.7%), Business (26.6%), Humanities (26.6%) and Life Sciences (25.4%) degrees awarded between 1996-1997 and 2000-2001, while the award of law-related degrees decreased by 14.7% during the same period.

Degrees by Program: Percent of Masters Degree and Post-Masters Degree Awards by Sector 2000-2001*








*Community colleges do not confer any masters or post-masters degrees.

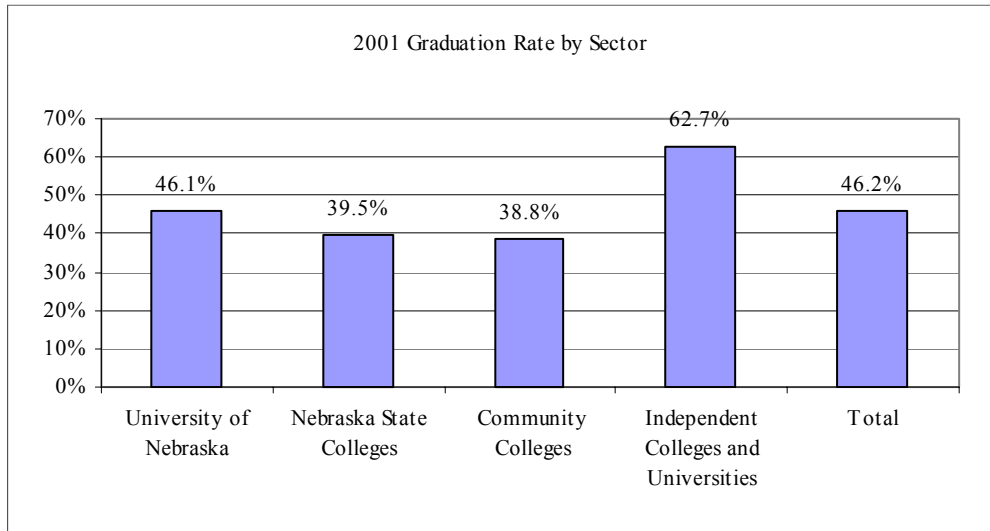
Degrees by Program : Percent of Doctoral and First Professional Degree Awards by Sector 2000-2001*



*Community colleges do not confer any first professional degrees.

Degrees: Graduation Rate

2001 Fast Facts	
	The average graduation rate for all Nebraska public and independent colleges and universities was 46.2% in 2001.
	Independent colleges and universities had the highest average graduation rate among the sectors with 62.7%.
	The average 2001 graduation rate for the University of Nebraska was 46.1%.
	The average State College graduation rate for 2001 was 39.5%
	The average graduation rate for community colleges in 2001 was 38.8%.
	For more information on total degrees awarded, please refer to : TABLE F1



University of Nebraska

- The average graduation rate for all University of Nebraska institutions was 46.1%.
- The Nebraska College of Technical Agriculture had the highest graduation rate among all University of Nebraska institutions with 68.5%, followed by the University of Nebraska-Lincoln with 53.3%, the University of Nebraska-Kearney (39.3%) and the University of Nebraska at Omaha (27.1%).

State Colleges

- The average graduation rate for all Nebraska State Colleges was 39.5%.
- Wayne State College had the highest graduation rate among the three state colleges with 44.3%. Chadron State College's 2001 graduation rate was 36.5% and Peru State College's 29.8%.

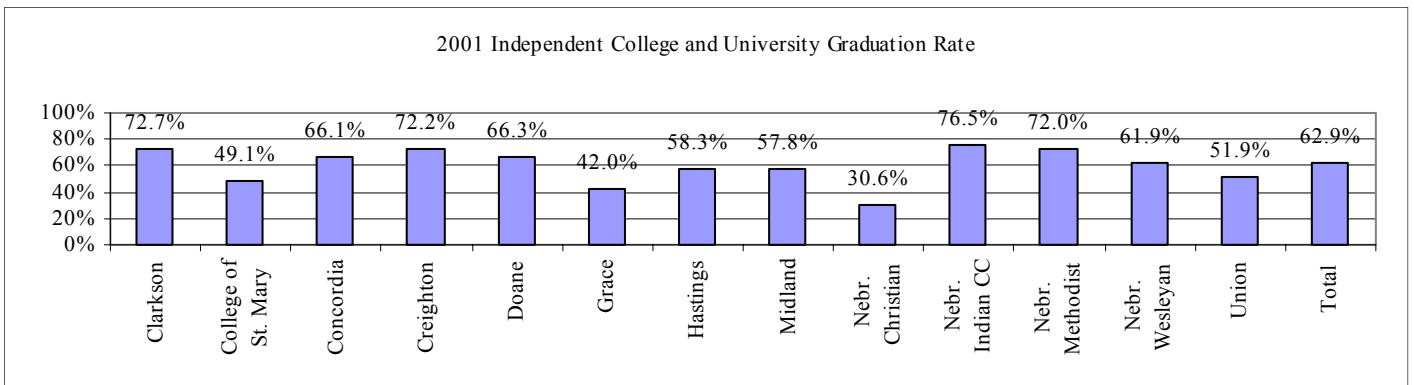
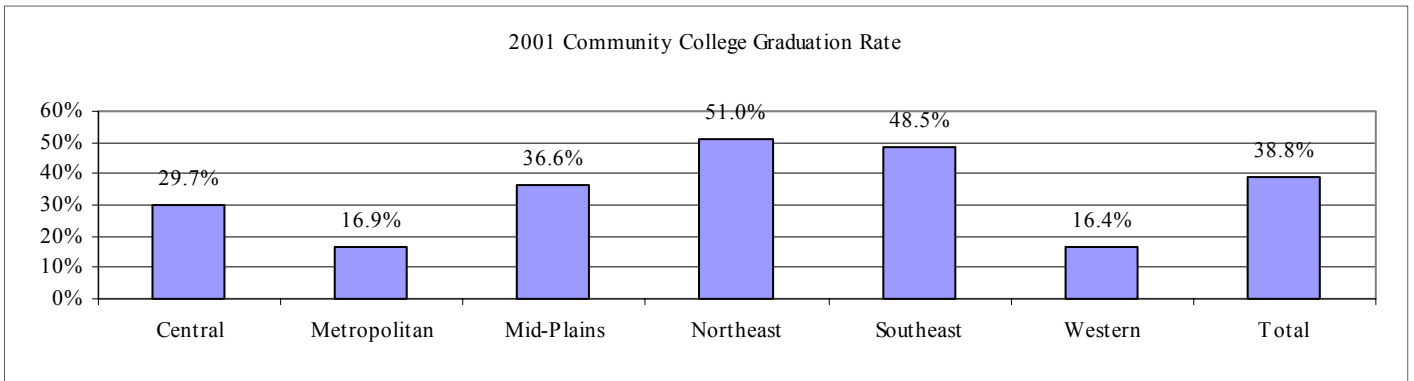
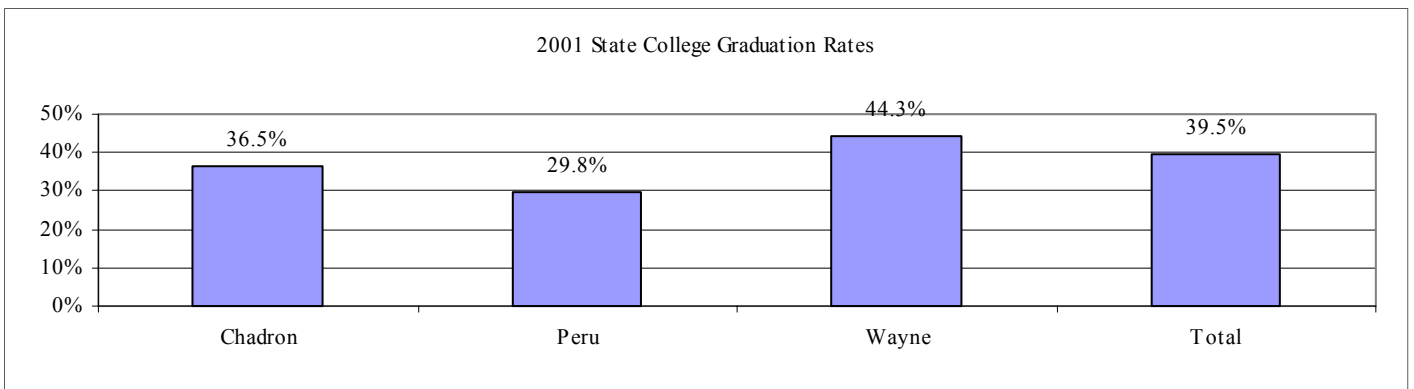
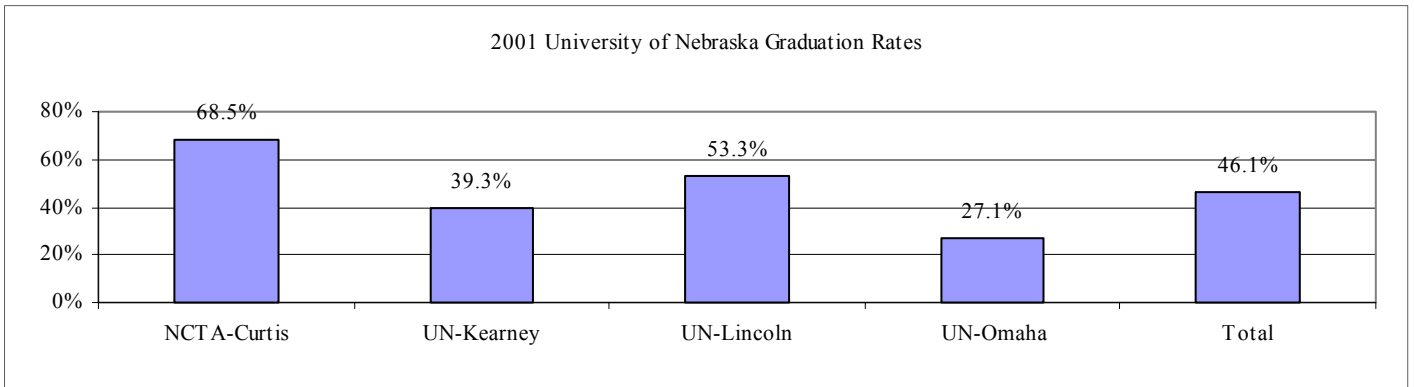
Community Colleges

- Nebraska community colleges had an average 2001 graduation rate of 38.8%.
- Northeast Community College (51.0%) and Southeast Community College (48.5%) had the highest graduation rates in the community colleges sector.

Independent Colleges and Universities

- The average graduation rate at Nebraska independent colleges and universities was 62.9% in 2001.
- Seven independent institutions had graduation rates above 60% for 2001: Clarkson College (72.7%), Concordia College (66.1%), Creighton University (72.2%), Doane College (66.3%), Nebraska Indian Community College (76.5%), Nebraska Methodist College (72.0%) and Nebraska Wesleyan University (61.9%).

Degrees: Graduation Rate



Note: Graduation rates are based on the number of students who complete a program within 150% of the normal program length.

Degrees: Freshmen Retention Rate

Institution	1999-2000	2001-2002
Nebraska College of Tech Agriculture	81%	75%
University of Nebraska at Kearney	77%	80%
University of Nebraska at Omaha	66%	73%
University of Nebraska Medical Center	No Report	No Report
University of Nebraska-Lincoln	81%	82%
Chadron State College	61%	61%
Peru State College	55%	55%
Wayne State College	63%	65%
Central Community College	No Report	No Report
Metropolitan Community College-NE	44%	46%
Mid-Plains Community College	40%	40%
Northeast Community College	80%	80%
Southeast Community College-Beatrice Campus	70%	70%
Southeast Community College-Lincoln Campus	30%	30%
Southeast Community College-Milford Campus	90%	90%
Western Nebraska Community College-Scottsbluff	24%	52%
Western Nebraska Community College-Sidney	50%	No Report
Bellevue University	54%	54%
BryanLGH College of Health Sciences	84%	84%
Clarkson College	80%	85%
College of Saint Mary	67%	68%
Concordia University-NE	83%	83%
Creighton University	88%	No Report
Dana College	75%	65%
Doane College	83%	83%
Grace University	51%	48%
Hastings College	74%	75%
Little Priest Tribal College	2%	40%
Midland Lutheran College	76%	76%
Nebraska Christian College	73%	57%
Nebraska Indian Community College	40%	32%
Nebraska Methodist College	83%	80%
Nebraska Wesleyan University	81%	80%
Platte Valley Bible College	28%	56%
Saint Gregory the Great Seminary	No Report	No Report
Union College	77%	70%
York College	82%	73%
Alegent Health School of Radiologic Tech	100%	100%
Lincoln School of Commerce	80%	80%
Nebraska College of Business	70%	No Report
Vatterott College	93%	93%

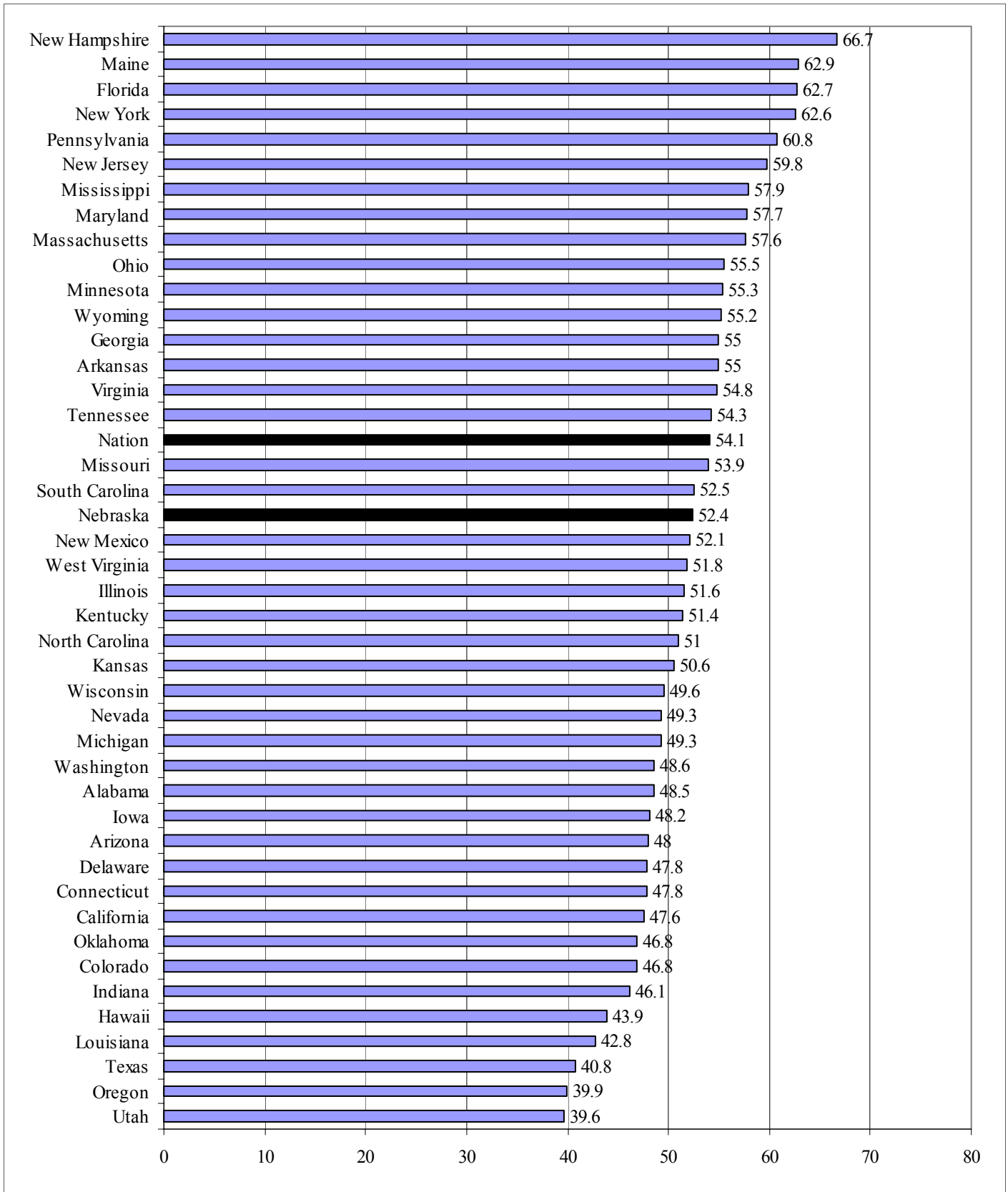
The United States Department of Education National Center for Education Statistics (NCES) does not track freshmen retention rates for institutions included in the IPEDS database.

The table to the left displays retention rate data gathered by the American College Testing Service (ACT) using the ACT Institutional Data Questionnaire.

The number displayed in the second column is the percent of Fall, 1999 entering freshmen who continued their enrollment in Fall, 2000.

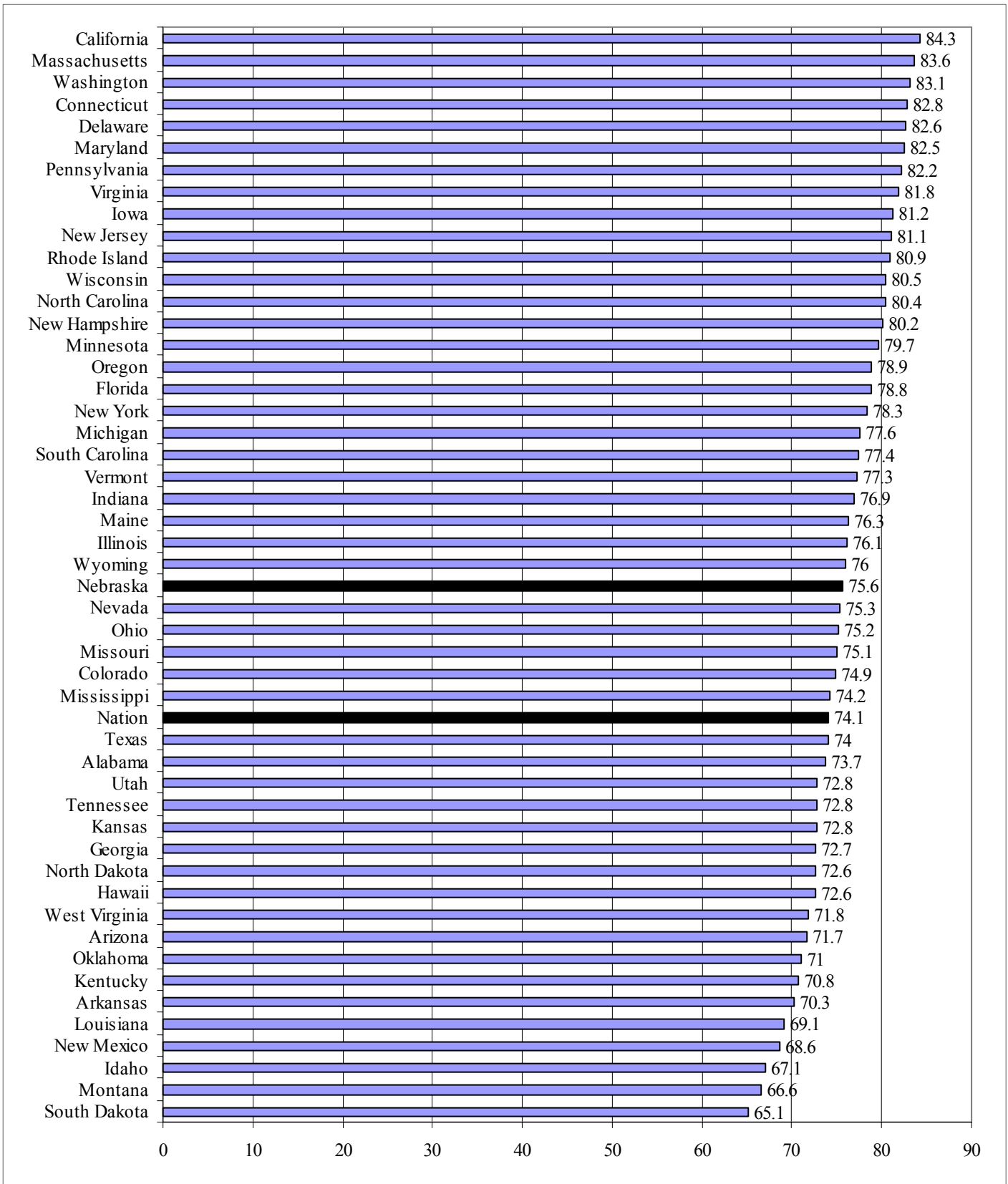
The number displayed in the third column is the percent of Fall, 2001 entering freshmen who continued their enrollment in Fall, 2002.

Degrees: Freshmen Retention Rates at Two Year Institutions by State 2001



Source: The National Information Center for Higher Education Policymaking and Analysis, www.higheredinfo.org

Degrees: Freshmen Retention Rates at Four Year Institutions by State 2001



Source: The National Information Center for Higher Education Policymaking and Analysis, www.higheredinfo.org