

1.3 Non-Nebraska, First-Time Freshmen Who Enroll at Nebraska Colleges and Net Migration

Increase the number of non-Nebraska high school graduates who pursue postsecondary education in Nebraska.

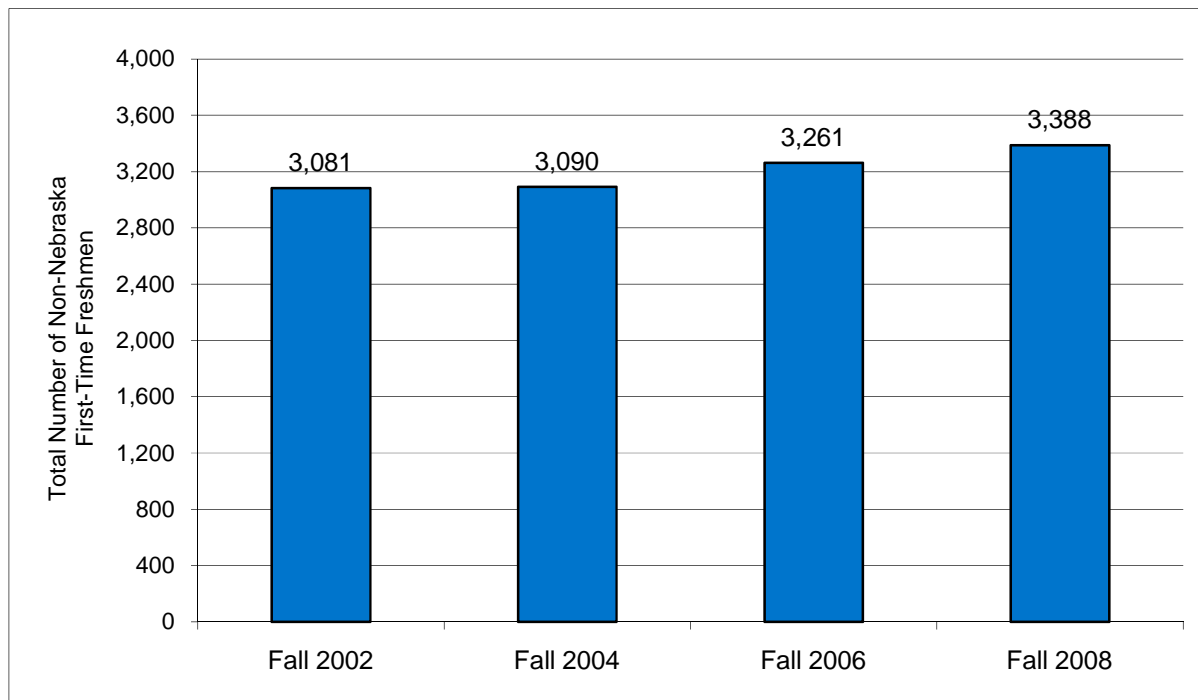
The 2003 LR 174 Higher Education Task Force recommended that Nebraska's colleges and universities should more actively recruit high school graduates from outside the state to increase college enrollments in Nebraska. The data required to monitor the total number of out-of-state and foreign students who enroll as first-time freshmen at Nebraska's postsecondary institutions are collected every two years through the Integrated Postsecondary Education Data System (IPEDS) maintained by the National Center for Education Statistics. In this section, the latest available data, which are for fall 2008, are compared to the data for fall 2002, 2004 and 2006. Emphasis is primarily on the comparison of the findings for fall 2008 to those for fall 2002, which is the baseline for this analysis.

Non-Nebraska, First-Time Freshmen Who Attend Nebraska Colleges and Universities

- As shown in [Figure 1.3.1](#), Nebraska's degree-granting and non-degree-granting colleges attracted 338 or 11.2% more non-Nebraska, first-time freshmen in fall 2008 than in fall 2002.

Figure 1.3.1

Total Number of Non-Nebraska, First-Time Freshmen Enrolled at Nebraska Degree-Granting and Non-Degree-Granting Institutions Fall 2002–Fall 2008¹



¹Data Source: National Center for Education Statistics, fall 2002, 2004, 2006 and 2008 IPEDS surveys. Includes full-time and part-time students.

- From fall 2002 through fall 2008, 98% or 99% of all non-Nebraska, first-time freshmen attended degree-granting colleges, while only 1% or 2% were enrolled at non-degree granting schools. (See Table A6.5 in Appendix 6 for supporting data.)
- Non-Nebraska first-time freshmen who attended non-degree granting schools are excluded from the remainder of this analysis because the residency data reported by the non-degree granting institutions in Nebraska were not as complete or consistent as the data reported by the degree-granting institutions in 2002, which is the baseline for comparisons.
- Between 2002 and 2008, degree-granting institutions in Nebraska attracted a higher number of non-Nebraskans who went to college within a year of high school graduation, but a lower number of out-of-state and foreign students who started college more than a year after they graduated from high school.
- As shown in Table 1.3.1, the net enrollment of out-of-state and foreign students at Nebraska degree-granting institutions increased by 338 students or 11.2% between 2002 and 2008.

Table 1.3.1
Non-Nebraska, First-Time Freshmen
Enrolled at Nebraska Degree-Granting Postsecondary Institutions
Classified by Length of Time Since High School Graduation
Fall 2004 through Fall 2008 Compared to Fall 2002¹

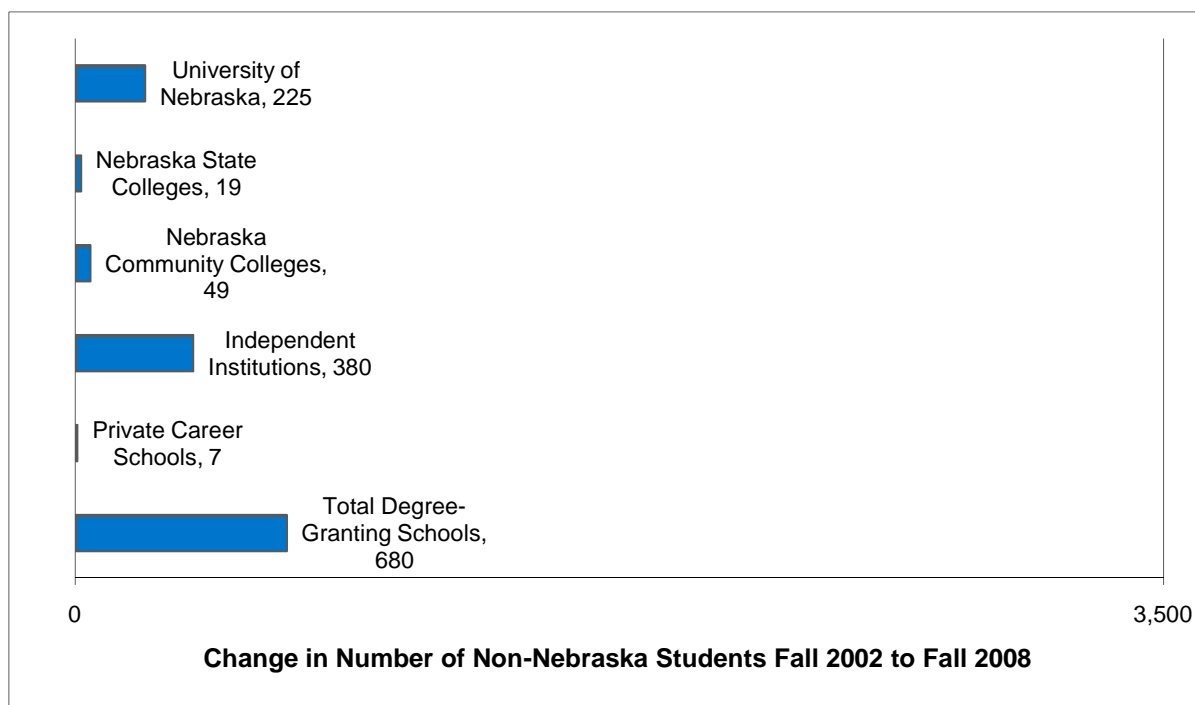
Length of Time Since High School Graduation	Number and Percentage of Non-Nebraska First-Time Freshmen Enrolled at Nebraska Degree-Granting Institutions						Change in the Number and Percentage of Students Since Fall 2002	
	Fall 2002		Fall 2004	Fall 2006	Fall 2008		n	%
	n	%	n	n	n	%		
Graduated during the 12 Months Prior to College Enrollment	2,281	75.3%	2,424	2,783	2,961	87.9%	680	29.8%
Graduated More than 12 Months Prior to College Enrollment	749	24.7%	616	450	407	12.1%	-342	-45.7%
Total	3,030	100.0%	3,040	3,233	3,368	100.0%	338	11.2%

¹Data Source: National Center for Education Statistics, fall 2002, 2004, 2006 and 2008 IPEDS surveys. Note: Counts of non-Nebraska students include foreign students, but they do not include students with unknown states of residence or students for whom no residence information was reported to the NCES but who are counted by the NCES as a balance/correction factor so that the residence totals equal enrollment totals. All of the students with unknown states of residence are excluded because there is no way of knowing how many of these students are from Nebraska or from other states or countries, and there also is no way of determining when any of these students graduated from high school.

- In fall 2002, Nebraska degree-granting institutions attracted 2,281 non-Nebraska first-time freshmen who graduated from high school within 12 months of college enrollment, compared to 2,961 non-Nebraskans in 2008, a 29.8% increase of 680 students, as evidenced in Table 1.3.1 above.

- As shown in [Figure 1.3.2](#) below, 56% of the net increase of 680 students is attributable to the increased number of non-Nebraskans who attended independent colleges and universities between fall 2002 and fall 2008.
- The University of Nebraska, Nebraska’s community colleges, and state colleges also experienced gains in the number of non-Nebraskans that they attracted, but the for-profit colleges attracted only a few more out-of-state students in 2008 than in 2002. (See [Table A6.6](#) in [Appendix 6](#) for supporting data. See [Table A6.7](#) in [Appendix 6](#) for more information on the decreased enrollment of non-Nebraskans who enrolled as first-time freshmen at Nebraska colleges more than a year after high school graduation.)

Figure 1.3.2
Changes in the Numbers of Non-Nebraska, First-Time Freshmen
Enrolled at Nebraska Degree-Granting Institutions
Within 12 Months of Graduation from High School
Fall 2008 Compared to Fall 2002¹



¹Data Source: National Center for Education Statistics, fall 2002 and fall 2008 IPEDS surveys. Includes full-time and part-time students. See [Table A6.6](#) in [Appendix 6](#) for supporting data.

- The net increase in the number of out-of-state and foreign students who came to Nebraska as first-time freshmen within 12 months of high school graduation is of interest because this category of students is equivalent to Nebraska-resident, first-time freshmen who start college within a year of graduating from high school. As will be shown in the next section, a comparison of these two groups of students provides an estimate of whether Nebraska is exporting more high school graduates as first-time freshmen than it is attracting from other states and foreign countries.

- Table A6.8a through Table A6.8d in Appendix 6 provide detailed listings by institution of the numbers of first-time freshmen with Nebraska, out-of-state, and foreign residencies who were enrolled at degree-granting colleges and universities within 12 months of high school graduation from fall 2002 through fall 2008. These tables are included to show how the numbers and percentages of Nebraska and non-Nebraska students vary from year to year, and from one institution to another within the state.

Net Migration of Nebraska and Non-Nebraska, First-Time Freshmen

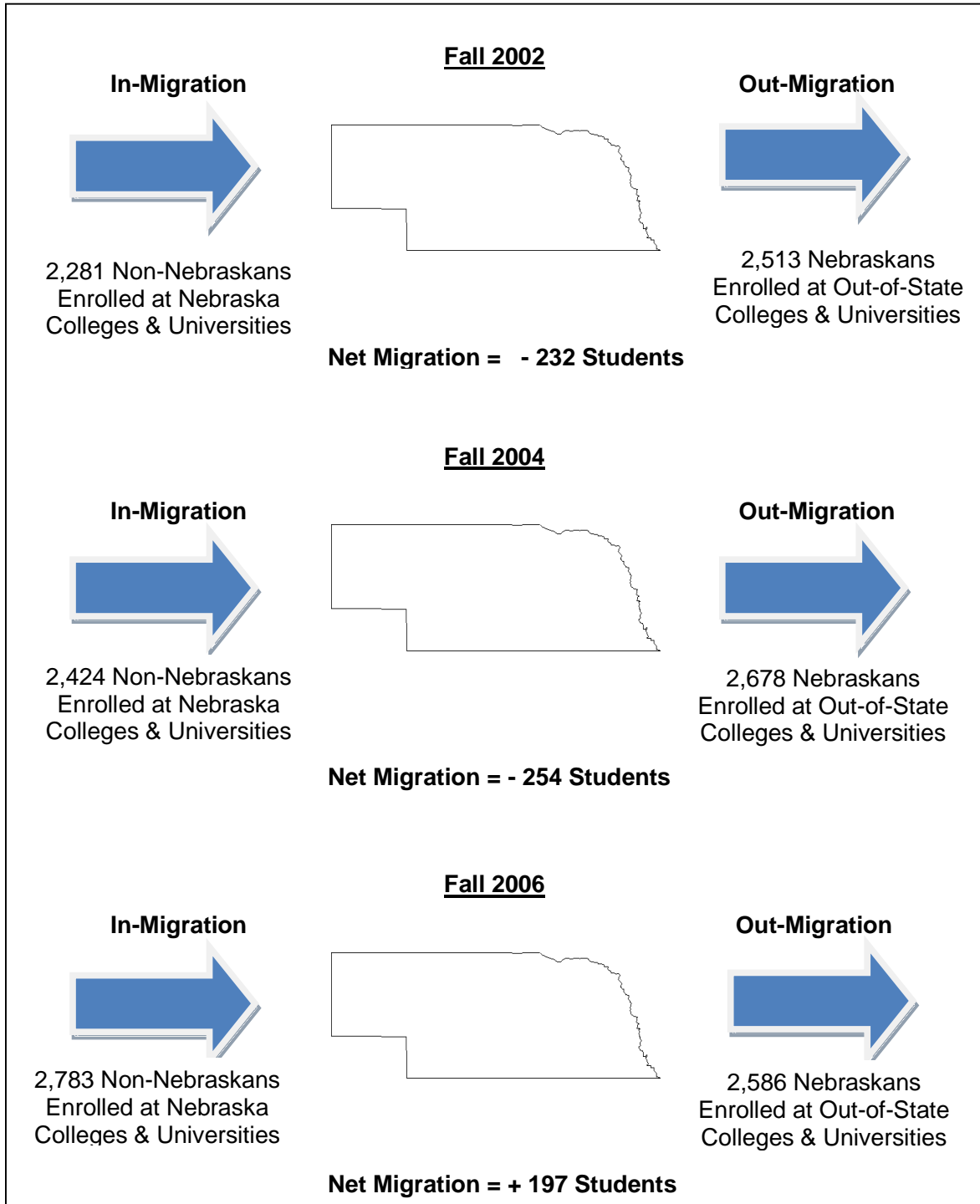
Data summarized in the preceding sections can be used to calculate the net migration of first-time freshmen who attended degree-granting colleges and universities within one year of high school graduation, as illustrated in Figure 1.3.3 on the next two pages.¹

- In fall 2002 and fall 2004, more first-time freshmen who attended degree-granting schools within a year of graduating from high school left Nebraska to go to college than came to Nebraska to begin their postsecondary education.
- While the difference in net migration between fall 2002 and fall 2004 was only 22 students, this change was in the opposite direction of what is desirable for the state.
- In line with the recommendations of the 2003 LR 174 Higher Education Task Force, more out-of-state and foreign, first-time freshmen who recently graduated from high school were attracted to Nebraska postsecondary institutions in fall 2004 than in fall 2002. However, contrary to the task force's recommendations, an even higher number of Nebraska-resident, first-time freshmen went out of state to attend college within a year of graduating from high school, resulting in a greater negative net migration in 2004 than in 2002.
- In fall 2006 and fall 2008, however, more first-time freshmen came to Nebraska to attend degree-granting colleges within 12 months of high school graduation than left Nebraska to go to school out of state, resulting in a positive net migration of 197 students in fall 2006 and a positive net migration of 336 students in fall 2008.
- See the *Fall 2006 Nebraska Report on the Residence and Migration of First-Time Freshmen* for a more detailed analysis of net migration. This report is available on the Commission Web site, www.ccpe.state.ne.us. An updated version is scheduled for publication when the data for fall 2010 is available in 2011.

¹ The net migration numbers reported in this section are the best possible estimates, given the data available from the National Center for Education Statistics, Integrated Postsecondary Education Data System (IPEDS). However, the estimated net migration of Nebraska-resident students and non-Nebraskans for fall 2002, fall 2004, and fall 2006 may be slightly underestimated or overestimated due to the fact that eight (8) degree-granting institutions in Nebraska did not report their numbers of first-time freshmen who graduated from high school within 12 months of college enrollment by state or country of residency for all three survey years. Bellevue University, Concordia University, and The Creative Center did not submit this information to the NCES in 2002, but they submitted residency information in 2004. Conversely, in 2004, Nebraska Indian Community College, Nebraska Methodist College, Union College, and Vatterott College (Deerfield Campus) did not submit residency information about their freshmen who had enrolled within 12 months of high school graduation, even though they had submitted this type of information in 2002. Vatterott College also did not submit residency data in 2006. In 2006, Clarkson College did not provide residency data to the NCES, but the college did submit data in 2002 and 2004. Since there may be similar reporting errors in other states where Nebraska first-time freshmen attended colleges in fall 2002, 2004 or 2006, there is no way of knowing how Nebraska's net migration numbers should be adjusted to compensate for such errors.

Figure 1.3.3

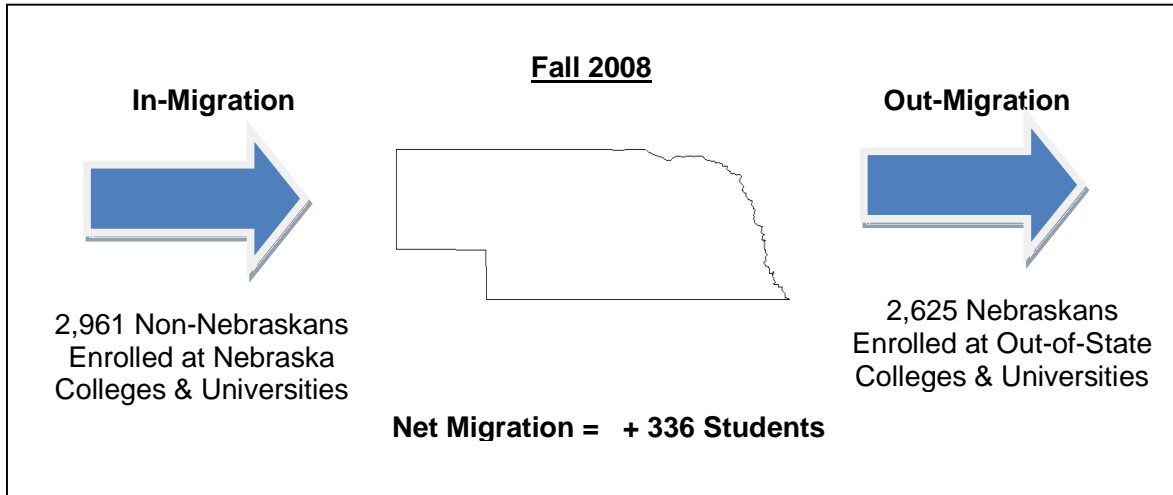
**Net Migration of First-Time Freshmen Who Attended Degree-Granting Postsecondary Institutions in Nebraska Within 12 Months of High School Graduation
Fall 2002–Fall 2008¹**



Continued on the next page

Figure 1.3.3, Continued

Net Migration of First-Time Freshmen Who Attended Degree-Granting Postsecondary Institutions in Nebraska Within 12 Months of High School Graduation Fall 2002–Fall 2008¹



¹Data Source: National Center for Education Statistics, fall 2002, 2004, 2006 and 2008 IPEDS surveys. Counts include full-time and part-time students. Counts of non-Nebraskans include foreign students. Counts do not include students with reported unknown states of residence and students for whom no residence information was reported. See [Table A6.9](#) in [Appendix 6](#) for supporting data.